

■ **Features**

- Single output from 42W
- 100-240Vac Universal Input
- Raintight
- Frequency: 50-60Hz
- Ripple: 300mVp-p
- SCP, OVP & OCP
- Input Plug: US, AU, EU, UK
- Class 2 Power
- IP44
- Efficiency Level: VI
- Case Dimensions: 52.5x98x31mm (excluding plug)



■ **Application**

- Dry, Wet, and Damp locations
- Commercial and Industrial equipment

*Product images are for illustrative purposes only and may vary from actual design.

■ **Model List**

Custom Designs Available!

Model	Output Voltage	Output Current	Power	Certifications
WM042R-050-X-WA-XX	5V	8.4A	42W	UL, CE
WM042R-090-X-WA-XX	9V	4.66A	42W	UL, CE
WM042R-120-X-WA-XX	12V	3.5A	42W	UL, CE
WM042R-150-X-WA-XX	15V	2.8A	42W	UL, CE
WM042R-180-X-WA-XX	18V	2.33A	42W	UL, CE
WM042R-240-X-WA-XX	24V	1.75A	42W	UL, CE

■ **Technical Data**

Input Voltage	100-240Vac
Input Frequency	50/60Hz
Input Current	0.9A max
Inrush Current	60A(max.) @25°C cold start at 240Vac
Leakage Current	0.25mA Max. at 132Vac input
Line Regulation	±1%
Load Regulation	±5%
Ripple and Noise	300mVp-p
Turn on delay time	3S max. @115Vac input and output max. load
Rise time	40mS max. @115Vac input and output max. load
Hold up time	5mS min @115Vac input and output max. load

Technical Sales / Customer Service: +1-818-338-7788 • Email: sales@autec.com
 31328 Via Colinas Suite 102 • Westlake Village, CA 91362 USA • www.autec.com

June 25, 2019

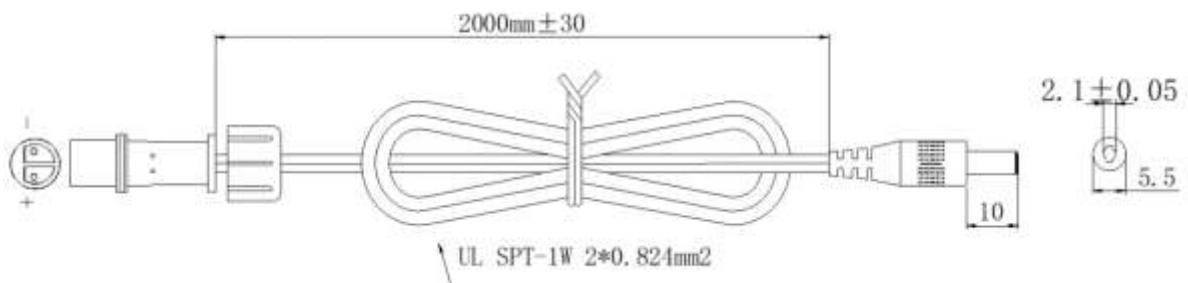
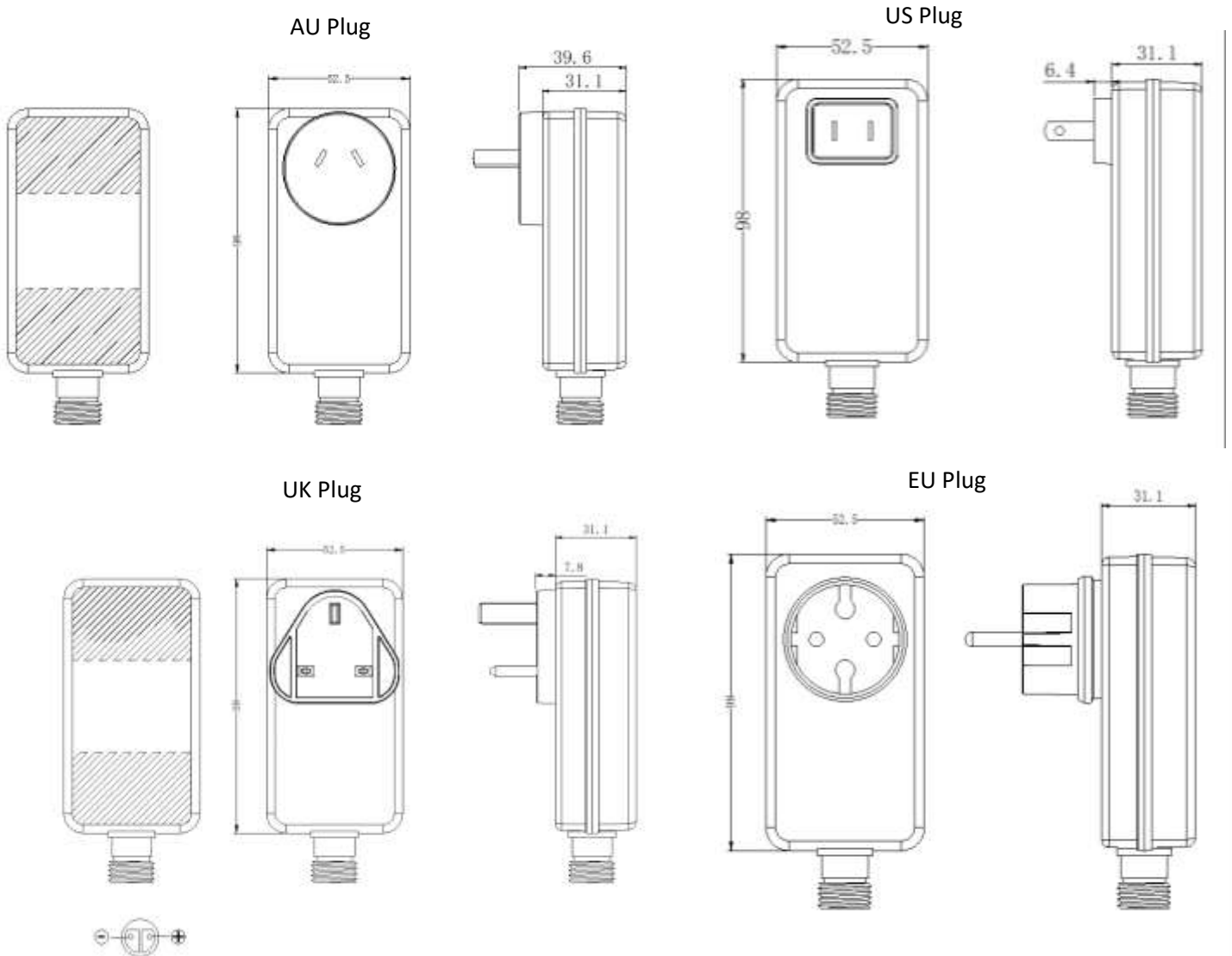
■ **Technical Data(cont.)**

Efficiency	85%; Level VI
Short Circuit Protection	Auto recovery when short circuit fault is removed
Over Current Protection	Auto recovery when short circuit fault is removed
Over Voltage Protection	120%~170%, Auto recovery when short circuit fault is removed
Operating Temperature	0°C to +40°C, Full load
Storage Temperature	-10°C to +80°C
Operating Relative Humidity	5%RH to 90%RH 72 hours full load
Storage Relative Humidity	5%RH to 90%RH 72 hours full load
Vibration	IEC 721-3-3 3M3 5-9Hz, A=1.5mm
Dimensions LxWxH	52.5x98x31mm

■ **Safety and EMI Standard**

Safety	IEC/EN61347-2-13
Dielectric Strength Hi-Pot:	Primary to secondary: 3000Vac, 5mA/3S.
Insulation resistance Primary to secondary	10MΩ min at 500Vdc from primary to secondary
EMI Standard	EN55014-1:2017, EN55015:2013+A1:2015, 61000-3-2:2014, 61000-3-3:2013, FCC part 15

■ Mechanical Diagram

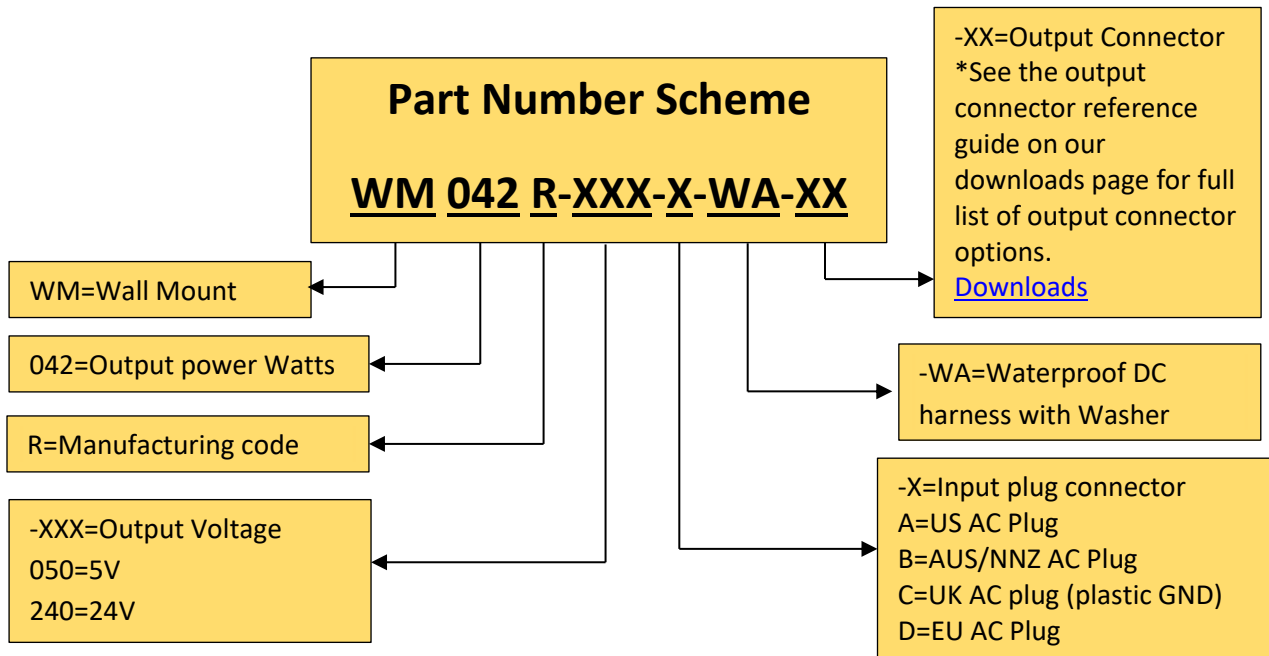


Technical Sales / Customer Service: +1-818-338-7788 • Email: sales@autec.com

31328 Via Colinas Suite 102 • Westlake Village, CA 91362 USA • www.autec.com

June 25, 2019

3 / 4



*Product images are for illustrative purposes only and may vary from actual design.

*Specifications are subject to change without notice. Autec is not responsible for issues arising from errors or omissions.