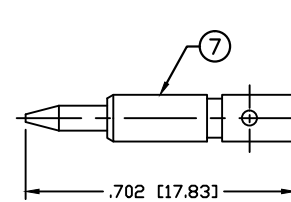
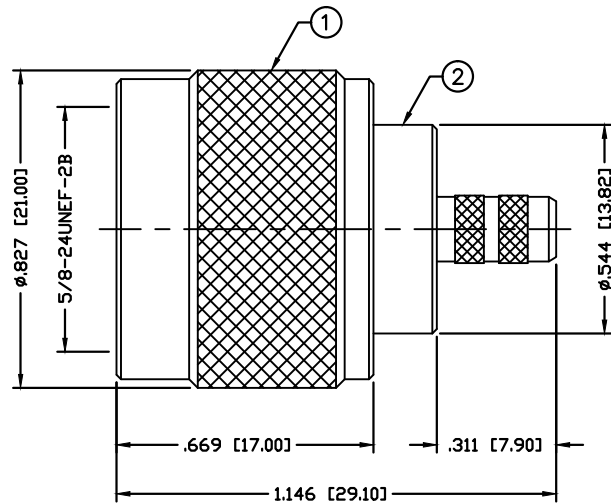


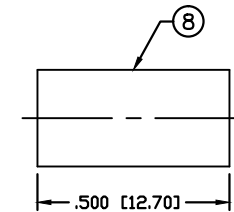
PART NO.

RFN-1005-3C

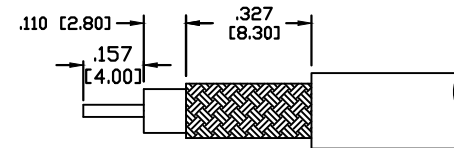
REV	DESCRIPTION	DWN	DATE	APPROVED
B1	UPDATED DWG FORMAT	CZS	10/29/15	JDMc



RECOMMENDED CRIMP DIE: .100"



RECOMMENDED CRIMP DIE: .213"



RECOMMENDED STRIPPING DIM'S

SPECIFICATIONS:

IMPEDANCE: 50 Ohms
 FREQUENCY RANGE: 0–11 GHz
 VSWR: 1.3 Max. @ 9 GHz
 INSERTION LOSS: .06 dB Max. x $\sqrt{f(\text{GHz})}$
 WORKING VOLTAGE: 1k V rms @ sea level
 TEMPERATURE RANGE: –65°C TO 165°C
 INSULATION RESISTANCE: 5k M Ohms min.
 (C) FOR RG–58, 58A, 58C, 141, 141A, BELDEN 8240,
 8259, 8262, 9201, 9203, 9310, 9311 & COMM/SCOPE 0268

1	SHELL	1	BRASS	SILVER, 80 μ "
2	BODY	1	BRASS	SILVER, 80 μ "
3	INSULATOR	1	PTFE	---
4	GROUND RING	1	BRASS	SILVER, 80 μ "
5	GASKET	1	SILICONE	---
6	RETAINING RING	1	SUS 304	---
7	PIN	1	BRASS	GOLD, 3 μ "
8	FERRULE	1	BRASS	SILVER, 80 μ "
#	DESCRIPTION	QTY	MATERIAL	FINISH

CUSTOMER OUTLINE DRAWING	
ALL DIMENSIONS ARE REFERENCE ONLY	
UNLESS OTHERWISE SPECIFIED: DIMENSIONS ARE IN INCHES AND [MILLIMETERS]	
DRAWN C. ZUNIGA	10/29/15
CHECKED	
ORJ DRAWN C. ZUNIGA	10/29/99

RoHS COMPLIANT

PROPRIETARY AND CONFIDENTIAL
 THIS DRAWING CONTAINS INFORMATION PROPRIETARY TO RF INDUSTRIES, ANY UNAUTHORIZED USE OF THIS DRAWING IS EXPRESSLY PROHIBITED WITHOUT WRITTEN PERMISSION FROM RF INDUSTRIES. ANY VIOLATION IS PUNISHABLE UNDER U.S. COPYRIGHT LAWS.

RFconnectors
 DIVISION OF RF INDUSTRIES, LTD. (858) 549-6345 FAX
 7610 MIRAMAR RD.
 SAN DIEGO, CA 92126
 (858) 549-6340

N PLUG, CRIMP

SIZE	CABLE GROUP	DWG NO.	REV
A	C	RFN-1005-3C	B1
SCALE:	ENGINEERING ID:	000000	SHEET 1 OF 1
NTS			