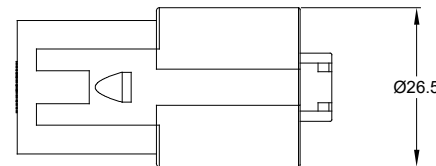
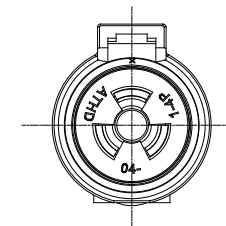
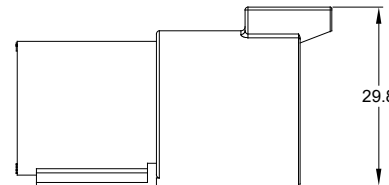
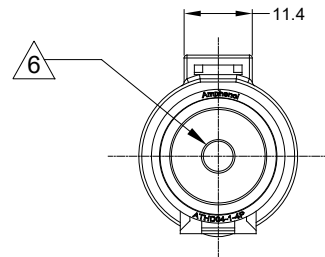
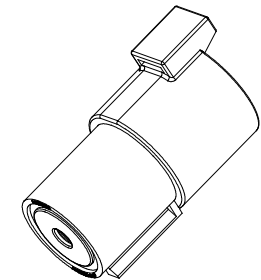
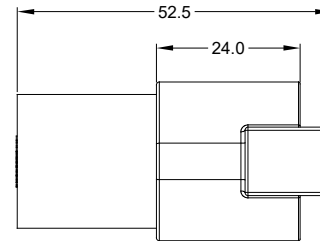


REVISIONS					
REV	ECO	DESCRIPTION	DATE	BY	APPR
A1	-	RELEASED DRAWING	FEB-14-19	WHITE	TOMMY
A2	-	UPDATE DRAWING	JAN-16-20	BLINK	TOMMY



NOTES: UNLESS OTHERWISE SPECIFIED

1. MATERIAL:
HOUSING: THERMOPLASTIC; COLOR:BLACK
SEAL: SILICONE RUBBER
2. MODIFICAIONS: N/A
3. SPECIFICATIONS:
 - 3.1 CURRENT RATING: 100 AMPS
 - 3.2 VOLTAGE RATING: 1000 V AC/DC
 - 3.3 OPERATING TEMPERATURE: -55°C TO +125°C
 - 3.4 DIELECTRIC WITHSTANDING VOLTAGE: LESS THAN 2 MILLIAMPS CURRENT LEAKAGE @ 3000 VOLTS AC.
 - 3.5 INSULATION RESISTANCE: 1000 MEGOHMS MIN @ 25°C.
 - 3.6 MOISTURE RESISTANCE: IP67 AND IP69K (MATED CONDITION)
 - 3.7 MATING CYCLE DURABILITY: 100 CYCLES
 - 3.8 RoHS COMPLIANT
4. MATING PART:ATHD06-1-4S* PLUG
(* = MODIFICATIONS)
5. ALL DIMENSIONS ARE FOR REFERENCE USE ONLY.

6 CONTACT SIZE AND REAR SEAL WIRE RANGE:





CONTACT SIZE	MIN. INSUL O.D.	MAX. INSUL O.D.	TYPICAL WIRE RANGE
04	6.63 mm (.261 in)	10.67 mm (.420 in)	4 - 6 AWG (21-13 mm ²)

TITLE: RECEPTACLE, 1WAY, SIZE 4,ATHD SERIES
DWG NO: ATHD04-1-4P
REV: A2
SH: 1
OF: 1

ATHD04-1-4P		DESCRIPTION		ITEM
PART NUMBER		DESCRIPTION		ITEM
QUANTITY	MATERIALS LIST			
UNLESS OTHERWISE SPECIFIED: 1) All dimensions are in metric(mm). 2) Tolerances are as follows: 1 PL DEC ±0.30 2 PL DEC ±0.15 3 PL DEC ±0.08 Fractions ±1/64 Angles ±1° 3) Note reference =		SIGNATURES	DATE	 Sine Systems - www.amphenol-sine.com 44724 Morley Drive Clinton Township, MI 48036 RECEPTACLE, 1 WAY, SIZE 4,ATHD SERIES
DRAWN: BLINK		JAN-16-20		
CHECKED: ORION		JAN-16-20		
APPROVAL: TOMMY		JAN-16-20		
MATERIAL SPECIFICATIONS:		CUSTOMER:		THIS DRAWING IS SUPPLIED FOR INFORMATION ONLY. DESIGN FEATURES, SPECIFICATIONS AND PERFORMANCE DATA SHOWN HEREON ARE THE PROPERTY OF THE AMPHENOL CORPORATION. NO RIGHTS OF REPRODUCTION ARE IMPLIED. ALL DIMENSIONS ARE SUBJECT TO NORMAL MANUFACTURING VARIATIONS.
PROCESS SPECIFICATIONS:				
NEXT ASSY:				
SIZE: B	TYPE: C-	DWG NO: ATHD04-1-4P	REVISION: A2	
SCALE: NONE		SHEET 1 OF 1		

DuraMate™ ATHD Series™ - Contact Size 4 Options

Machined Contacts, Pins and Sockets					
Part Number	Description	Size	AWG	Type	Amps
AT60-203-04141-4	Male Contact - Pin, Copper Alloy, Nickel-Plated	4	4	Machined	100A
AT60-204-0490	Male Contact - Pin, Copper Alloy, Nickel-Plated	4	6	Machined	100A
AT62-203-04141-4	Female Contact - Socket, Copper Alloy, Nickel-Plated	4	4	Machined	100A
AT62-203-04141	Female Contact - Socket, Copper Alloy, Nickel-Plated	4	6	Machined	100A

Tooling - Machined Contacts		
Part	Part Number	Description
	WA23	Heavy Duty Pneumatic Crimp Tool -Uses Universal Positioner Part No. WA23-101DA and Crimp Locator MFX-3961
	WA23-138DA	Die Assembly -for Heavy Duty Pneumatic Crimp Tool, Size 4
	WA23-11	Contact Locator, Size 4
	96-978-22	Crimper and Dies -for Size 10mm ² -185mm ² Wires

Contact Removal Tools		
Part	Part Number	Description
	AT11-027-0405	Contact Removal Tool, Plastic, Size 4, 4AWG