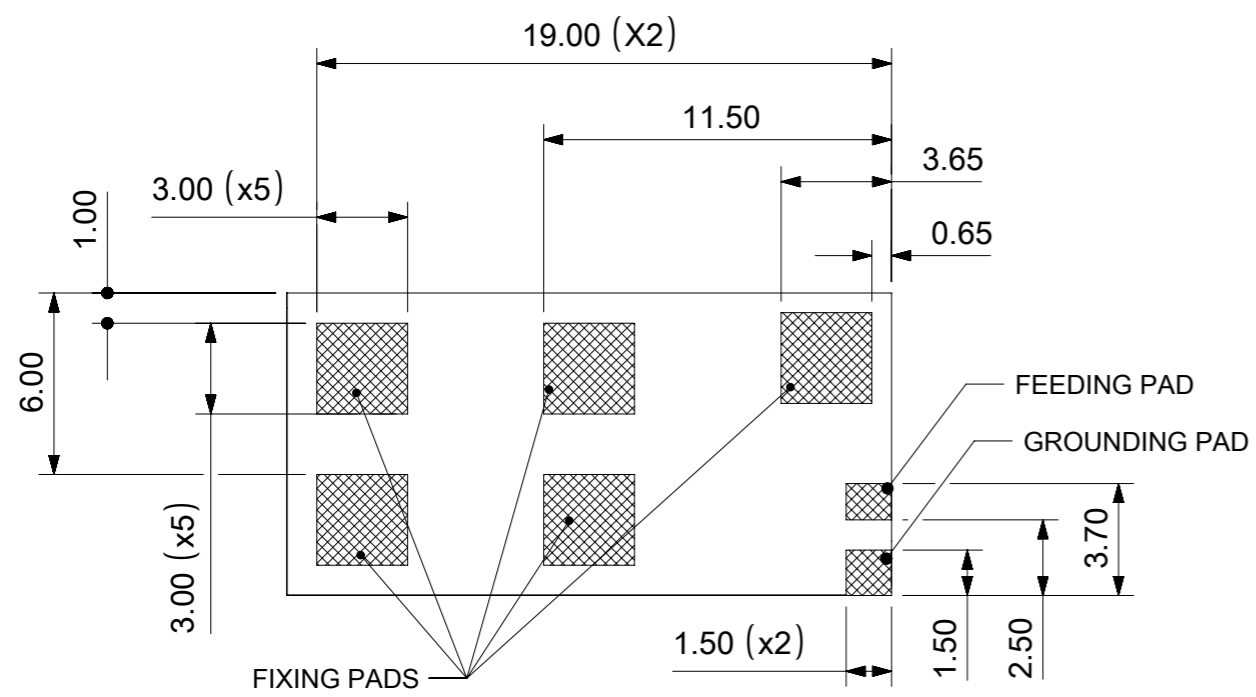
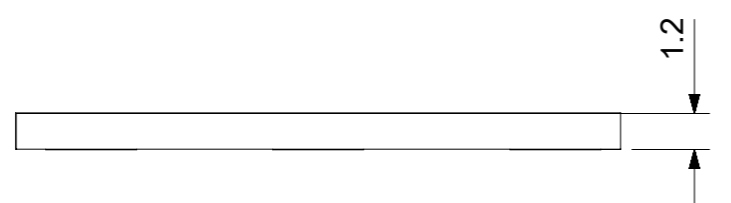
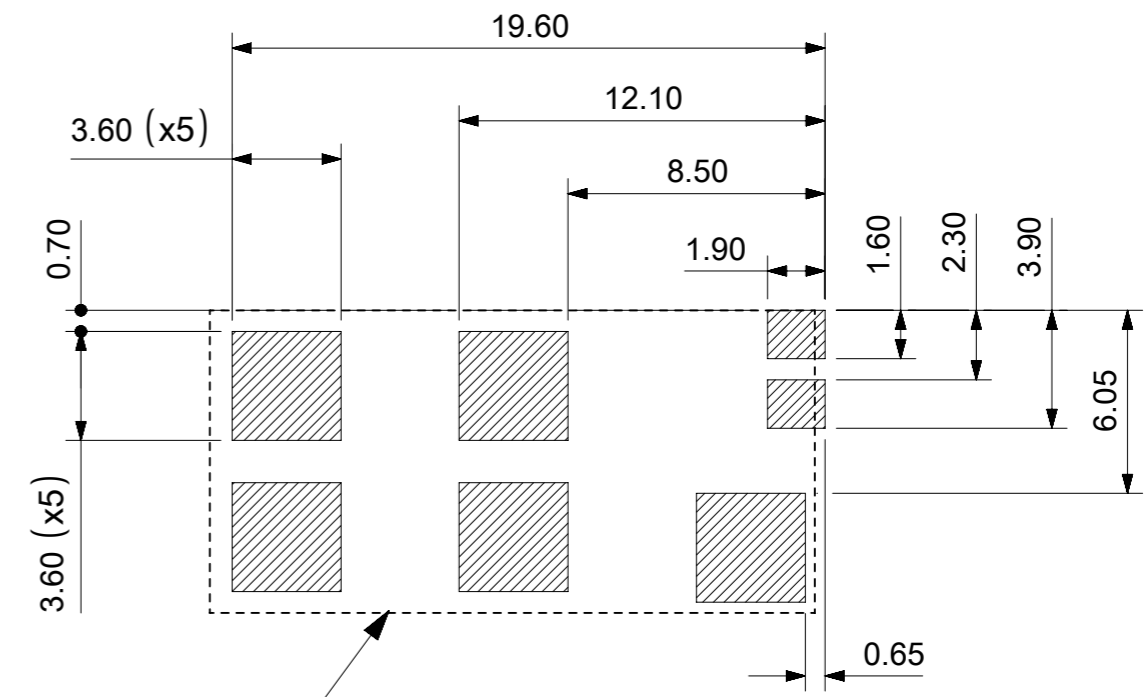


LOGO WITH SERIES NO. 3D VIEW



PADS OF PRODUCT FOR SOLDER



CERAMIC OUTLINE RECOMMENDED PCB LAYOUT

- NOTES:
1. MATERIAL: CERAMIC
  2. SUGGEST TO USE RED GLUE UNDER PART BEFORE SMT IF APPLICATION CONDITION IS STRICT.
  3. PACKAGE SPEC. REFER TO PK OF 2066490001.
  4. PRODUCT SPEC. REFER TO PS OF 2066490001.
  5. APPLICATION SPEC. REFER TO AS OF 2066490001.

THIS DRAWING CONTAINS INFORMATION THAT IS PROPRIETARY TO MOLEX ELECTRONIC TECHNOLOGIES, LLC AND SHOULD NOT BE USED WITHOUT WRITTEN PERMISSION									
SYMBOLS	DIMENSION UNITS	SCALE	CURRENT REV DESC:						
	mm	4 : 1	<p><b>molex</b></p> <p>698-960MHZ CERAMIC ANTENNA</p> <p>PRODUCT CUSTOMER DRAWING</p>						
▽ = 0	GENERAL TOLERANCES (UNLESS SPECIFIED)		<p>EC NO: 606475</p> <p>DRWN: KCHENG06 2018/10/22</p> <p>CHK'D: XJSONG 2018/10/24</p> <p>APPR: XJSONG 2018/10/24</p>						
▽ = 0	ANGULAR TOL ± °		<p>INITIAL REVISION:</p> <p>DRWN: KCHENG06 2018/04/12</p> <p>APPR: CZHOU05 2018/09/14</p>						
▽ = 0	4 PLACES	±	<p>DOCUMENT NUMBER: 2066490001</p> <p>DOC TYPE: PSD</p> <p>DOC PART: SD</p> <p>REVISION: B</p>						
▽ = 0	3 PLACES	± 0.1	<p>MATERIAL NUMBER: 2066490001</p> <p>CUSTOMER: GENERAL MARKET</p> <p>SHEET NUMBER: 1 OF 1</p>						
▽ = 0	2 PLACES	± 0.15	<p>THIRD ANGLE PROJECTION</p> <p>DRAWING: A3-SIZE</p> <p>SERIES: 206649</p>						
▽ = 0	1 PLACE	± 0.2	<p>DRAFT WHERE APPLICABLE MUST REMAIN WITHIN DIMENSIONS</p>						
▽ = 0	0 PLACES	± 0.3	<p>FORMAT: B-prod-A3</p> <p>REVISION: 11</p> <p>DATE: 2018/01/18</p>						