


KR Series 0805 End-Banded Chip Thermistors



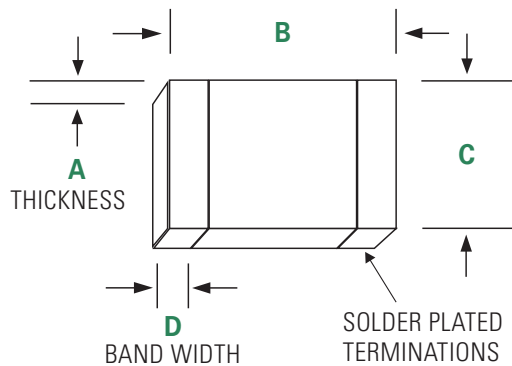
Description

Littelfuse surface mount end-banded thermistor elements are designed for use on hybrid substrates, integrated circuits or printed circuit boards. They have a solder coated metallization which is suitable for various contact techniques including wire bond, epoxy or solder. Since they are manufactured using the most advanced equipment and technology available, their dimensional parameters are extremely uniform making the devices especially suitable for use with automatic handling and placement equipment.

Options

- Non-standard resistance values and tolerances
- Tape and reel packaging
- Solder coated metallization

Dimensions



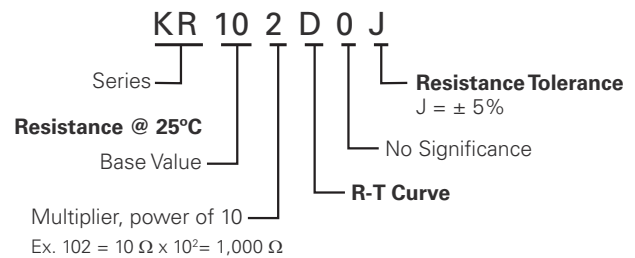
Dimensions shown in inches.

| A | B | C | D |
|---------------|---------------------|---------------------|---------------|
| 0.050" Max | 0.0787" ± 0.008" | 0.0492" ± 0.008" | 0.016" Nom |

Features

- Surface mountable
- Small size
- Low cost
- Nickel Barrier

Part Numbering System



Note: Not all combinations of Part Number codes are available. Contact Littelfuse for details.

KR Series 0805 End-Banded Chip Thermistors

Specifications

| Part Number | Resistance Ohms @25°C | *Resistance Tol. ± % @ 25°C | Temperature Coefficient (% / °C) @ 25°C | Beta (K) 25/50°C | Beta (K) 25-85°C | Maximum Power Rating (mW) | Temperature Rating (°C) |
|-------------|-----------------------|-----------------------------|---|------------------|------------------|---------------------------|-------------------------|
| KR102D0J | 1000 | 5 | – | – | 3250 | 300 | -40 to +125 |
| KR252L0J | 2500 | 5 | – | – | 4100 | 300 | -40 to +125 |
| KR272G0J | 2700 | 5 | – | – | 3750 | – | -40 to +125 |
| KR502F0J | 5000 | 5 | – | – | 3550 | 300 | -40 to +125 |
| KR103E0J | 10000 | 5 | – | – | 3435 | 300 | -40 to +125 |
| KR103G0J | 10000 | 5 | – | 3712 | 3750 | 300 | -40 to +125 |
| KR103J0J | 10000 | 5 | -4.4 | – | 3976 | – | -40 to +125 |
| KR303K0J | 30000 | 5 | – | – | 4000 | 300 | -40 to +125 |
| KR503L0J | 50000 | 5 | – | – | 4150 | 300 | -40 to +125 |
| KR104R0J | 100000 | 5 | – | – | 4250 | 300 | -40 to +125 |
| KR204R0J | 200000 | 5 | – | – | 4250 | 300 | -40 to +125 |

*Resistance tolerances of ± 1%, 2%, and 5% are available upon request

Packaging

| Packaging Option | Packaging Code | Standard |
|------------------|----------------|----------|
| Tape and Reel | -TR / -2 | EIA-481 |

Disclaimer Notice - Information furnished is believed to be accurate and reliable. However, users should independently evaluate the suitability of and test each product selected for their own applications. Littelfuse products are not designed for, and may not be used in, all applications. Read complete Disclaimer Notice at: www.littelfuse.com/disclaimer-electronics