



SERIES: EP5A 20W | **DESCRIPTION:** AC-DC POWER SUPPLY

FEATURES

- 20 W power
- universal input (90~264 Vac)
- single regulated 5 V output
- over voltage, over current, and short circuit protections
- UL/cUL safety approvals
- level V efficiency
- custom designs available



| MODEL | output voltage (Vdc) | output current max (A) | output power max (W) | ripple and noise ¹ max (mVp-p) | efficiency level |
|-------------|-------------------------|---------------------------|-------------------------|--|------------------|
| EP5A050400U | 5 | 4 | 20 | 50 | V |

Notes: 1. At full load, ≥100 Vac input, 20 MHz bandwidth oscilloscope, each output terminated with 10 μF aluminum electrolytic and 0.1 μF ceramic capacitors.

PART NUMBER KEY

EP5A050400U - XX - EJ - CXX

Base Number
example of 5 Vdc, 4 A

DC Plug Type

Factory Designation

Reserved for Custom Configurations

INPUT

| parameter | conditions/description | min | typ | max | units |
|-----------------|---|-----|-----|------|-------|
| voltage | | 90 | | 264 | Vac |
| frequency | | 47 | | 63 | Hz |
| current | at full load | | | 0.5 | A |
| inrush current | at 115 Vac, full load, 25°C, cold start | | | 30 | A |
| leakage current | | | | 0.25 | mA |
| input fuse | 2A/250V | | | | |

OUTPUT

| parameter | conditions/description | min | typ | max | units |
|-----------------|----------------------------------|-----|-----|-----|-------|
| line regulation | | | ±5 | | % |
| load regulation | from +20% to +80% load | | ±10 | | % |
| start-up | | | | 2 | s |
| hold-up | at 110 Vac, 50 Hz, 80% max. load | 10 | | | ms |

PROTECTIONS

| parameter | conditions/description | min | typ | max | units |
|--------------------------|---|-----|-----|-----|-------|
| over voltage protection | output shut down | | | | |
| over current protection | automatic power decrease, auto recovery | | | 200 | % |
| short circuit protection | output terminal protected | | | | |

SAFETY & COMPLIANCE

| parameter | conditions/description | min | typ | max | units |
|----------------------|---|---------|-----|-----|-------|
| isolation voltage | input to output at 10 mA for 2 seconds | 3,000 | | | Vac |
| isolation resistance | input to output at 500 Vdc | 10 | | | MΩ |
| safety approvals | UL/cUL, LPS | | | | |
| EMI/EMC | FCC Part 15B Class B | | | | |
| MTBF | as per Telcordia SR-332, Issue 2 at full load, 25°C | 300,000 | | | hrs |
| RoHS compliant | yes | | | | |

ENVIRONMENTAL

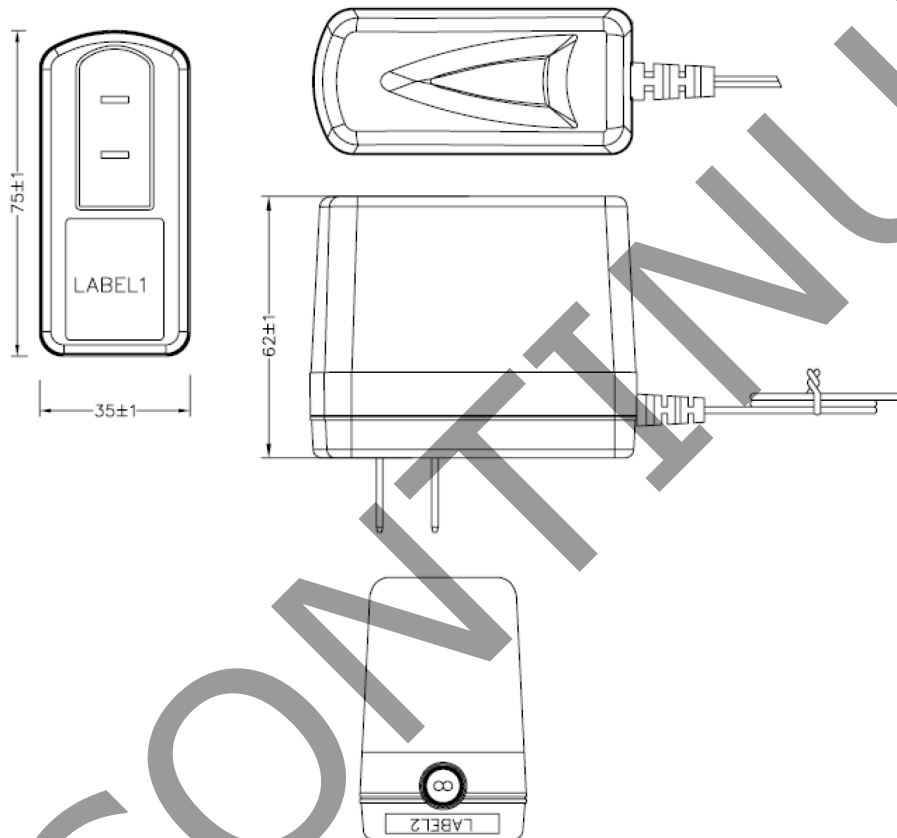
| parameter | conditions/description | min | typ | max | units |
|-----------------------|------------------------|-----|-----|-----|-------|
| operating temperature | | 0 | | 40 | °C |
| storage temperature | | -25 | | 85 | °C |
| operating humidity | | 10 | | 95 | % |
| storage humidity | | 10 | | 95 | % |

MECHANICAL

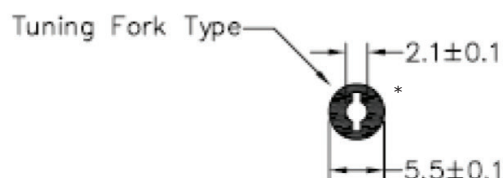
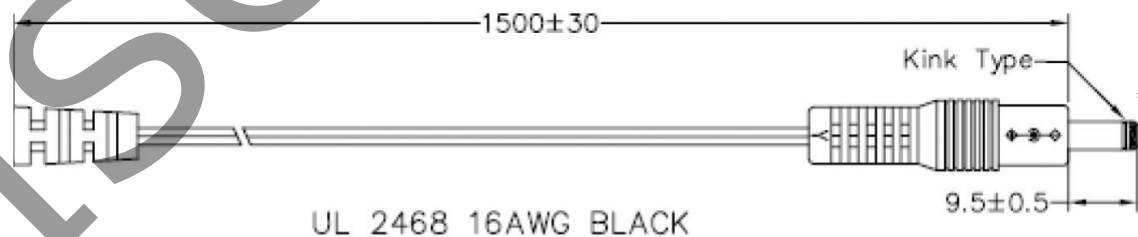
| parameter | conditions/description | min | typ | max | units |
|------------|------------------------|-----|-----|-----|-------|
| dimensions | 75 x 35 x 62 | | | | mm |
| input plug | fixed US | | | | |

MECHANICAL DRAWING

units: mm
tolerance: ±1



DC CORD

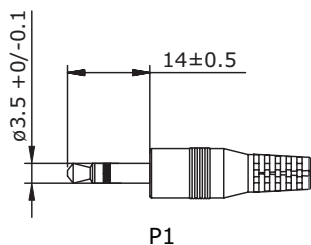


| MODEL NO. | CABLE GAUGE | CORD LENGTH |
|-------------|-------------|--------------|
| EPSA050400U | 16 AWG | 1,500 mm ±30 |

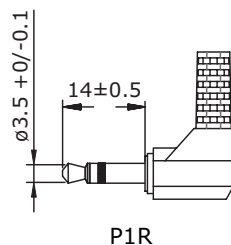
*Standard "P5P" plug shown

OUTPUT PLUG OPTIONS

3.5 mm Phono Plug



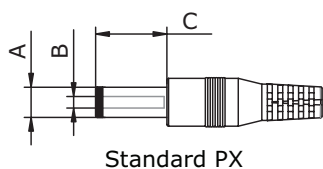
P1



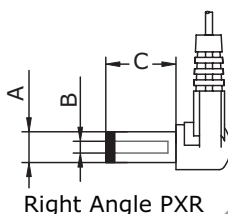
P1R

*Tip positive

Standard DC Plug



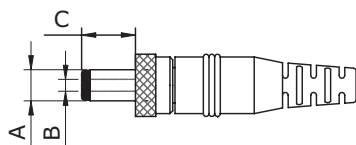
Standard PX



Right Angle PXR

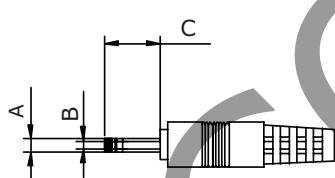
| | A | B | C | Unit |
|--------|-----|------|-----|------|
| P5/P5R | 5.5 | 2.1 | 9.5 | mm |
| P6/P6R | 5.5 | 2.5 | 9.5 | mm |
| P7/P7R | 3.5 | 1.35 | 9.5 | mm |
| P8/P8R | 3.8 | 1.35 | 9.5 | mm |
| P9/P9R | 3.8 | 1.05 | 9.5 | mm |

Locking DC Plug

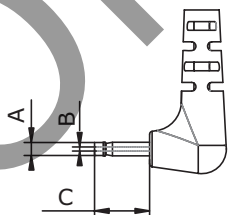


| | A | B | C | Unit |
|-----|-----|-----|-----|------|
| P10 | 5.5 | 2.1 | 9.5 | mm |
| P11 | 5.5 | 2.5 | 9.5 | mm |

EIAJ Plugs

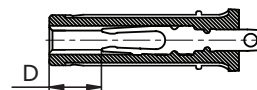


Standard PXX

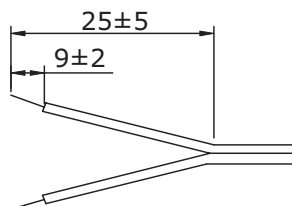


Right Angle PXXR

| | EIAJ | A | B | C | D | Unit |
|----------|--------|------|-----|-----|-----|------|
| P12/P12R | EIAJ-1 | 2.35 | 0.7 | 9.5 | NA | mm |
| P13/P13R | EIAJ-2 | 4.0 | 1.7 | 9.5 | 5.0 | mm |
| P14/P14R | EIAJ-3 | 4.75 | 1.7 | 9.5 | 5.0 | mm |



Stripped and Tinned



DC PLUG TYPE

ST
Stripped and Tinned

PXXXX

Plug Type: P = Center Positive, N = Center Negative

Plug Angle: "Blank" = Standard, R = Right Angle

Plug Polarity: "Blank" = N/A, P = Center Positive, N = Center Negative

*Contact CUI for additional output plug options.

REVISION HISTORY

| rev. | description | date |
|------|-----------------|------------|
| 1.0 | initial release | 06/14/2013 |

The revision history provided is for informational purposes only and is believed to be accurate.

This device complies with part 15 of the FCC Rules. Operation is subject to the following two conditions:

- (1) This device may not cause harmful interference, and
- (2) this device must accept any interference received, including interference that may cause undesired operation.

CUI offers a one (1) year limited warranty. Complete warranty information is listed on our website.

CUI reserves the right to make changes to the product at any time without notice. Information provided by CUI is believed to be accurate and reliable. However, no responsibility is assumed by CUI for its use, nor for any infringements of patents or other rights of third parties which may result from its use.

CUI products are not authorized or warranted for use as critical components in equipment that requires an extremely high level of reliability. A critical component is any component of a life support device or system whose failure to perform can be reasonably expected to cause the failure of the life support device or system, or to affect its safety or effectiveness.



CUI INC[®]

Headquarters
20050 SW 112th Ave.
Tualatin, OR 97062
800.275.4899

Fax 503.612.2383
cui.com
techsupport@cui.com