

# JBC

[www.jbctools.com](http://www.jbctools.com)

## INSTRUCTION MANUAL



## Adjustable Micro Tweezers

Ref. AM120-A

# Packing List

The following items should be included:

**Adjustable Micro Tweezers** ..... 1 unit  
 Ref. AM120-A

**Manual** ..... 1 unit  
 Ref. 0022381



# Features

## Control Unit



## Stand Ref. AM-SA



**C120 Cartridges**  
 (Required but not supplied)




**Adjustable Micro Tweezers**  
 Ref. AM120-A




## Changing cartridges

### 1. Removing




Unlock the fixing knob and remove the cartridges. You can use either a flat pliers (Ref. PLR-195) or the cartridge extractor of the stand (Ref. AM-SA).

### 2. Inserting



Insert the cartridges as far as the mark for a proper connection. Before inserting, make sure the cartridges are clean to ensure the proper functioning of the tool.

### 3. Rotational and Vertical Cartridge alignment



Slightly turn the wheels to align the cartridges as required.



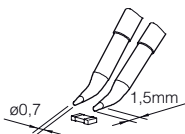
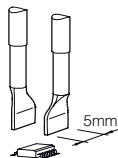
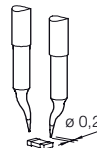
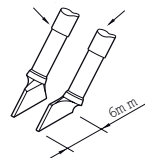
The tail wheel guarantees that the cartridges are equally aligned with vertical symmetry.

- ⓘ Once the alignment has been made, do not forget to fix the cartridges by tightening the fixing knobs. A single turn of the knob is required to get them fixed.  
Also make sure that the cartridges are in good condition so that the tweezers work properly.

### Compatible cartridges

The **AM120-A** Adjustable Micro Tweezers works with **C120** cartridge range.

Find the model that best suits your soldering needs in [www.jbctools.com](http://www.jbctools.com)

**C120-004****C120-005****C120-001****C120-009****C120-010**

# Specifications

- Weight: 100 g (0.2 lb)
- Max. power per cartridge: 40W

Complies with CE standards  
ESD Safe

# JBC

---

## Warranty

JBC's 2 year warranty covers this equipment against all manufacturing defects, including the replacement of defective parts and labour. Warranty does not cover product wear or misuse. In order for the warranty to be valid, equipment must be returned, postage paid, to the dealer where it was purchased.

---



This product should not be thrown in the garbage.  
In accordance with the European directive 2012/19/EU, electronic equipment at the end of their life must be collected and returned to an authorized recycling facility.



Manual in other languages available on our website

**[www.jbctools.com](http://www.jbctools.com)**