

SMT Power Inductors

Unshielded Drum Core - PF0382NL Series



- Height:** 11.3mm Max
- Footprint:** 13.0mm x 9.4mm Max
- Current Rating:** up to 4.9A
- Inductance Range:** 10H to 1000H
- RoHS compliant version available on request

Electrical Specifications @ 25°C - Operating Temperature -40°C to +125°C⁷

Part ^{5,6} Number	Inductance ¹ @ Irated (μH TYP)	Irated ² (A)	DCR (mΩ MAX)	Inductance @ 0A _{dc} (μH ±20%)	Saturation ³ Current I _{sat} (A)	Heating ⁴ Current I _{dc} (A)
PF0382.103NL *	9	4.90	24	10	8.30	4.90
PF0382.153NL *	14	4.20	31	15	7.10	4.20
PF0382.223NL	20	3.50	47	22	5.60	3.50
PF0382.333NL *	30	3.10	65	33	4.30	3.10
PF0382.473NL *	42	2.70	90	47	3.80	2.70
PF0382.683NL	61	1.90	130	68	3.10	1.90
PF0382.104NL *	90	1.50	200	100	2.60	1.50
PF0382.154NL *	140	1.20	280	150	2.10	1.20
PF0382.224NL	200	1.10	360	220	1.70	1.10
PF0382.334NL *	297	0.80	580	330	1.35	0.80
PF0382.474NL *	423	0.60	860	470	1.15	0.60
PF0382.684NL *	612	0.50	1200	680	1.05	0.50
PF0382.105NL *	900	0.20	2000	1000	0.85	0.20

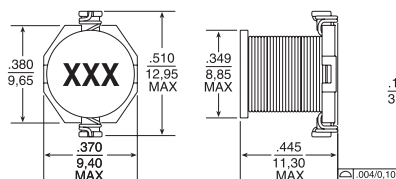
Notes:

- Inductance at Irated is a typical inductance value measured when the inductor is subjected to the rated current.
 - The rated current as listed is either the saturation current at 25°C or the heating current, depending on which value is lower.
 - The saturation current I_{sat} is the current which causes the inductance to drop by 10% (typical) at an ambient temperature of 25°C. This current is determined by placing the component in the specified ambient environment and applying a short duration pulse current (to eliminate self-heating effects) to the component.
 - The heating current IDC is the DC current, which causes the temperature rise of the part to increase by the approximately 40°C. This current is determined by mounting the component on a typical application PCB and applying the current to the device for 30 minutes.
 - Optional Tape & Reel packaging can be ordered by adding a "T" suffix to the part number (i.e. PF0382.103NL becomes PF0382.103NLT). Pulse complies to industry standard tape and reel specification EIA481.
 - The "NL" suffix indicates an RoHS-compliant part number. Non-NL suffixed parts are not necessarily RoHS compliant, but are electrically and mechanically equivalent to NL versions. If a part number does not have the "NL" suffix, but an RoHS compliant version is required, please contact Pulse for availability.
 - The temperature of the component (ambient plus temperature rise) must be within the stated operating temperature range.
- * Contact Pulse for availability

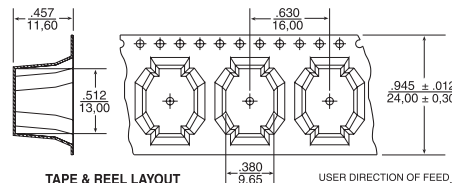
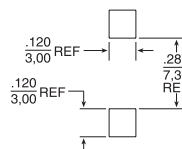
Mechanical

Schematic

PF0382.XXXNL



SUGGESTED PAD LAYOUT



TAPE & REEL LAYOUT

USER DIRECTION OF FEED

SMT Power Inductors

Unshielded Drum Core - PF0382NL Series



For More Information

Pulse Worldwide Headquarters

15255 Innovation Drive Ste 100
San Diego, CA 92128
U.S.A.

Tel: 858 674 8100
Fax: 858 674 8262

Pulse Europe

Pulse Electronics GmbH
Am Rottland 12
58540 Meinerzhagen
Germany

Tel: 49 2354 777 100
Fax: 49 2354 777 168

Pulse China Headquarters

Pulse Electronics (ShenZhen) CO., LTD
D708, Shenzhen Academy of
Aerospace Technology,
The 10th Keji South Road,
Nanshan District, Shenzhen,
P.R. China 518057

Tel: 86 755 33966678
Fax: 86 755 33966700

Pulse North China

Room 2704/2705
Super Ocean Finance Ctr.
2067 Yan An Road West
Shanghai 200336
China

Tel: 86 21 62787060
Fax: 86 2162786973

Pulse South Asia

3 Fraser Street 0428
DUO Tower
Singapore 189352

Tel: 65 6287 8998
Fax: 65 6280 0080

Pulse North Asia

1F., No.111 Xiyuan Road
Zhongli District
Taoyuan City 32057
Taiwan (R.O.C)

Tel: 886 3 4356768
Fax: 886 3 4356820

Performance warranty of products offered on this data sheet is limited to the parameters specified. Data is subject to change without notice. Other brand and product names mentioned herein may be trademarks or registered trademarks of their respective owners. © Copyright, 2019. Pulse Electronics, Inc. All rights reserved.