


10-32 X 1/2
BONDING STUD



REAR VIEW

10-32 X 1/2
BONDING STUD

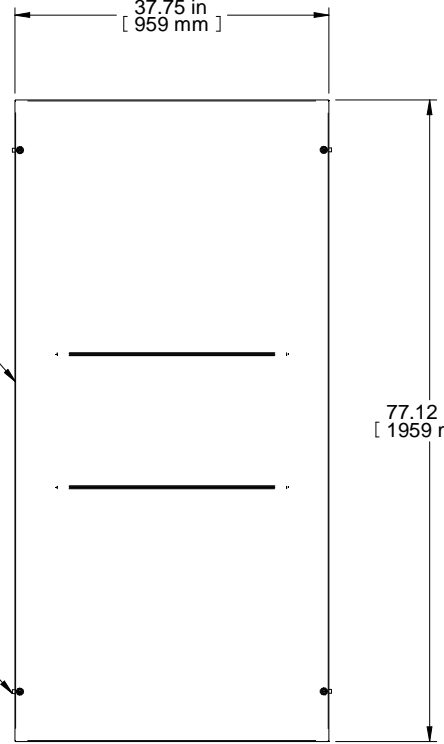
1.66 in
[42 mm]
TYP



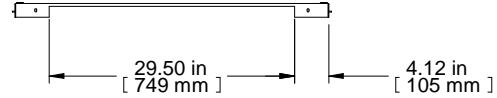
L.S. VIEW

1

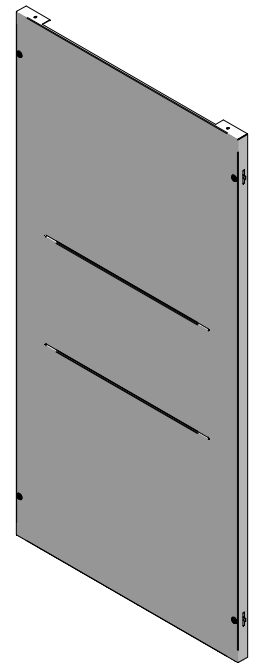
2



FRONT VIEW



BOTTOM VIEW



ISOMETRIC

Item Number	Title	Quantity
1	CL - SIDE PANEL	1
2	KEYED LOCK 1/4 TURN LATCH	4

PART NUMBERS
CLCSP42BK | PAINTED BLACK TEXTURED

NOTES
Side Panel Sold As Single
Used for 36" DP CLC Frame
Can Be Used As Barrier Panel
See Hammond Website for More Information

Français
Pour tous les détails sur nos produits,
s'p veuillez consulter notre site www.hammondmfg.com
Data subject to change without notice. Isometric drawing not to scale.
Les données sont sujettes à changement sans préavis.



**HAMMOND
MANUFACTURING®**
www.hammondmfg.com

PART NO. **CLCSP42**