


LOW DCR RX/TX WIRELESS CHARGING COIL



AWCCA-30N30H20-C01-B

Ø 30.0 mm 2.0 mm

 **RoHS/RoHS II Compliant**
MSL= 1

FEATURES

- Wireless Charging Transmitter or Receiver Coil
- 6.3µH inductance
- Optimized for 5V operation
- Space saving 30.0mm diameter
- Low 2.0mm profile
- High permeability shielding to protect sensitive electronics
- Durable construction, industrial -40°C ~ 85°C operating temperature

APPLICATIONS

- Wearables and IoT
- Smart Watches
- Medical Devices
- Digital Cameras and Camcorders
- Consumer Electronics
- Drones and Robotics
- Portable Electronics
- Portable Audio
- Portable lighting

MAXIMUM RATINGS

Item	Value
Operating Temperature Range	T= -40°C ~ 85°C, RH ≤ 90%
Storage Temperature Range (On Board)	-40°C ~ 85°C, 70%RH (Max.)

ELECTRICAL SPECIFICATIONS

Part Number	Inductance	DC Resistance	Q
AWCCA-30N30H20-C01-B	6.3µH ±10%	140mΩ±20%	26±30%
Test Condition	100KHz / 1V	20±15°C	100KHz/1V
Test Environment	Temperature: 20±10°C, RH: 65% ±20%		

PART IDENTIFICATION

AWCCA-30N30 **H20** - **C** **01** - **B**

HEIGHT	FEATURE	DESIGN CODE	PACKAGING
H20=2.0mm	C= Coil	01	B:Box


REVISED: 01/15/2020



5101 Hidden Creek Lane Spicewood TX 78669
Phone: 512-371-6159 | Fax: 512-351-8858
For terms and conditions of sale please visit:
www.abracon.com

ABRACON IS
ISO9001-2015
CERTIFIED

LOW DCR RX/TX WIRELESS CHARGING COIL

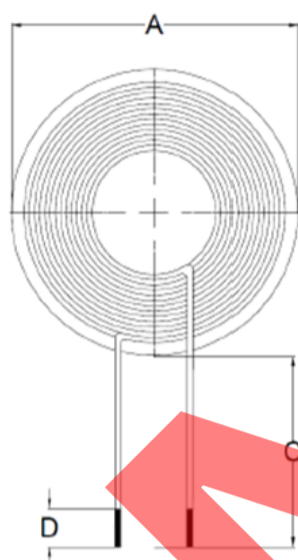


AWCCA-30N30H20-C01-B

Ø 30.0 mm 2.0 mm

Pb RoHS/RoHS II Compliant
MSL= 1

MECHANICAL DIMENSIONS (ALL DIMENSIONS ARE IN mm)



Dimensions of AWCCA-30N30H20-C01-B

Item	A	B	C	D
Spec	30.0±0.5	2.0 REF	20.0±2.0	4.0±1.0

Winding Details of AWCCA-30N30H20-C01-B

Number of Coils	Wire	Number of Turns	Inductance
1	φ0.08 x 24	12	6.3±10%μH

Wave Soldering Profile: Not suitable for wave soldering
Manual Soldering: 350°C Max, 3secs

REVISED: 01/15/2020



5101 Hidden Creek Lane Spicewood TX 78669
Phone: 512-371-6159 | Fax: 512-351-8858
For terms and conditions of sale please visit:
www.abracon.com

ABRACON IS
ISO9001-2015
CERTIFIED