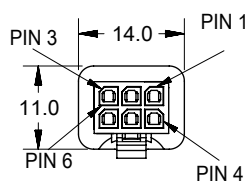
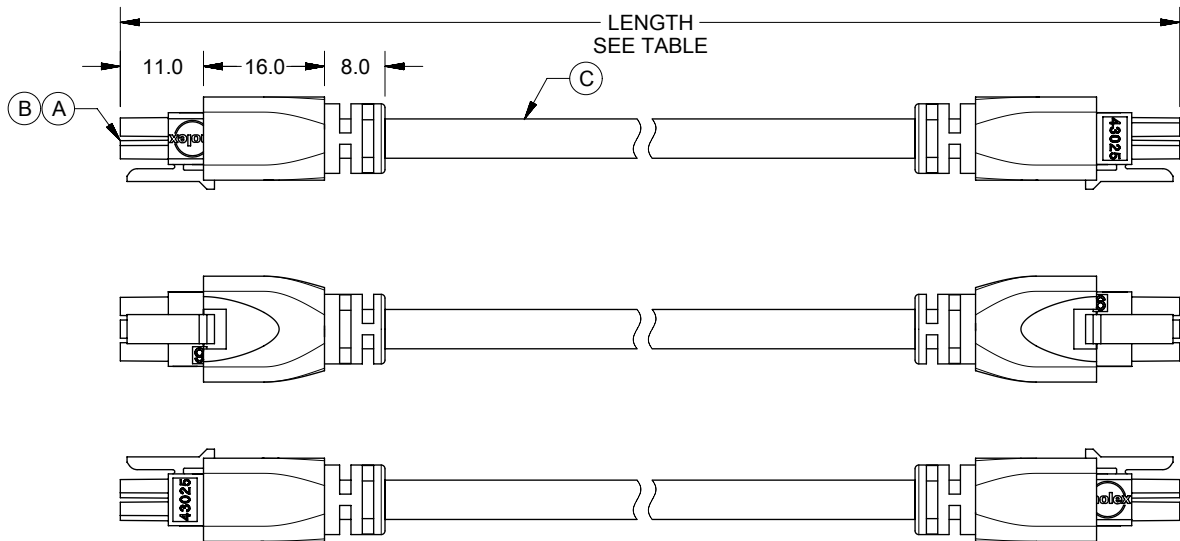


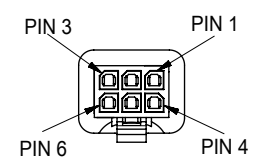
REVISIONS				
EC NO	DATE	REV	DESCRIPTION	CHANGER
NA	2016/08/01	A	INITIAL RELEASE	LH LIU
CY17-5288	2017/04/14	B	CHANGE RAW CABLE	LH LIU



P1



P2



NOTES:

- MOLDING MATERIAL:
 - INNERMOLD AND STOPPER MOLD: PE RESIN.
 - OVERMOLD: BLACK PVC RESIN.
- ELECTRICAL PERFORMANCE:
 - CURRENT RATING: 4 AMPS.
(EACH APPLICATION SHOULD BE EVALUATED BY THE END USER FOR COMPLIANCE TO SPECIFIC SAFETY AGENCY REQUIREMENTS. THE RATING IS PROVIDED AS REFERENCE. APPROPRIATE DE-RATING IS REQUIRED BASED ON AMBIENT CONDITIONS, COPPER TRACE SIZE ON THE PCB, GROSS HEATING FROM ADJACENT MODULES/COMPONENTS AND OTHER FACTORS THAT INFLUENCE CONNECTOR PERFORMANCE.)
 - VOLTAGE RATING: 300V AC.
 - THIS PRODUCT MUST PASS 100% CONTINUITY TEST PER MOLEX ES-000.
 - DIELECTRIC STRENGTH: 500V DC/0.01 SEC.
 - INSULATION RESISTANCE: 20M OHMS.
- MECHANICAL PERFORMANCE:
 - OVERMOLD SIDE CAN WITHSTAND 5KGF AXIAL TENSILE FORCE FOR ONE MINUTE WITHOUT PHYSICAL DAMAGE.
 - OVERMOLD SIDE CAN PASS THE BENDING TEST IN 100 CYCLES AT EACH OF 2 PLANES, PER EIA364-41 CONDITION I.
 - MINIMUM DYNAMIC BEND RADIUS: 65MM
 - MINIMUM STATIC BEND RADIUS: 30MM
- TEMPERATURE:
 - OPERATING TEMPERATURE: -20 TO 80 C DEG.
(INCLUDING T-RISE FROM APPLIED CURRENT)
 - ALL MATERIALS MUST MEET RoHS 2011/65/EU.

P1	WIRE COLOR	P2
PIN 1	BLACK	PIN 1
PIN 2	BROWN	PIN 2
PIN 3	RED	PIN 3
PIN 4	ORANGE	PIN 4
PIN 5	YELLOW	PIN 5
PIN 6	GREEN	PIN 6

TABLE

2451320650	MICROFIT 6 CIRCUIT BLACK 5M OM	5000±50
2451320630	MICROFIT 6 CIRCUIT BLACK 3M OM	3000±30
2451320620	Microfit 6 Circuit Black 2M Overmolded	2000±20
2451320610	Microfit 6 Circuit Black 1M Overmolded	1000±15
2451320605	Microfit 6 Circuit Black 500MM OM	500±10
PN	TITLE	LENGTH

C	6CX20AWG;UNSH;PVC;BK;6.50MM;UL2464	SEE TABLE	
B	MicroFit 3.0 DR Rcpt 6Ckt		2
A	MicroFit 3.0 F Crp Term Chn Tin 20-24		12
ITEM	DESCRIPTION	L(MM)	Q'TY

THIS DRAWING CONTAINS INFORMATION THAT IS PROPRIETARY TO MOLEX ELECTRONIC TECHNOLOGIES, LLC AND SHOULD NOT BE USED WITHOUT WRITTEN PERMISSION

2017/02/24 2017/04/14 EC NO: 115778 DRWN: XJGU001 CHK'D: LH LIU REV APPR:	GENERAL TOLERANCES (UNLESS SPECIFIED) ANGULAR TOL ± 2.0 °	DIMENSION UNITS: MM SCALE: 1:1			
	4 PLACES ± 3 PLACES ± 2 PLACES ± 0.25 1 PLACE ± 0.2 0 PLACES ±	DRWN BY: XJGU001 DATE: 2016/06/24 CHK'D BY: LH LIU DATE: 2016/07/28 APPR BY: FNIE DATE: 2016/08/16			
	DRAFT WHERE APPLICABLE MUST REMAIN WITHIN DIMENSIONS	DRAWING SIZE: A4 THIRD ANGLE PROJECTION	SERIES: 201440 MATERIAL NUMBER: SEE TABLE CUSTOMER: GENERAL MARKET		
	B	REV APPR:	DRAFT WHERE APPLICABLE MUST REMAIN WITHIN DIMENSIONS	DOCUMENT NUMBER: 2014400091 DOC TYPE: PSD DOC PART: 000 SHEET NUMBER: 1 OF 1	