

# Contact insert - HC-BB32-I-CT-F - 1584745

Please be informed that the data shown in this PDF Document is generated from our Online Catalog. Please find the complete data in the user's documentation. Our General Terms of Use for Downloads are valid (<http://phoenixcontact.com/download>)



HEAVYCON socket insert, series: BB32, 32-pos., crimp connection, with plastic coding profile, can be coded

## Your advantages

- ✔ For fast coding with plastic profile (Order No. 1410916, type CP-HC-S)



## Key Commercial Data

Packing unit	1 pc
GTIN	
GTIN	4046356149266

## Technical data

### General

Note	For HC-B16 housing, crimp contacts CK 2,5-ED (crimp contacts not included in scope of supply)
	Connectors may be operated only when there is no load/voltage.
Connection method	Crimp connection
Degree of pollution	3
Overvoltage category	III
Number of positions	32+PE
Insertion/withdrawal cycles	≥ 500
Size	B16
Contact numbering	1 - 32
Conductor cross section	0.5 mm <sup>2</sup> ... 4 mm <sup>2</sup>
Connection cross section AWG	20 ... 12
Stripping length of the individual wire	7.5 mm
Minimum housing height	72 mm
Assembly instructions	To ensure correct use, installation in housing with IP54 protection or better is required

# Contact insert - HC-BB32-I-CT-F - 1584745

## Technical data

### General

Connection	Connectors may only be inserted when there is no load/the power is switched off. Contact release by means of CK2,5-EWZ (Order No. 1662722)
------------	--

### Ambient conditions

Ambient temperature (operation)	-40 °C ... 125 °C (including heating up of contacts)
---------------------------------	--

### Material data

Contact material	Copper alloy
Contact surface material	Ag (alternatively Au)
Contact carrier material	PC
Standards/regulations	PC: Fire protection in rail vehicles - requirement sets R22, R23, and R24 acc. to DIN EN 45545-2 (Risk level HL1 - HL3)

### Electrical characteristics

Rated voltage (III/3)	500 V
Rated surge voltage	6 kV
Rated current	16 A

### Standards and Regulations

Flammability rating according to UL 94	V0
--	----

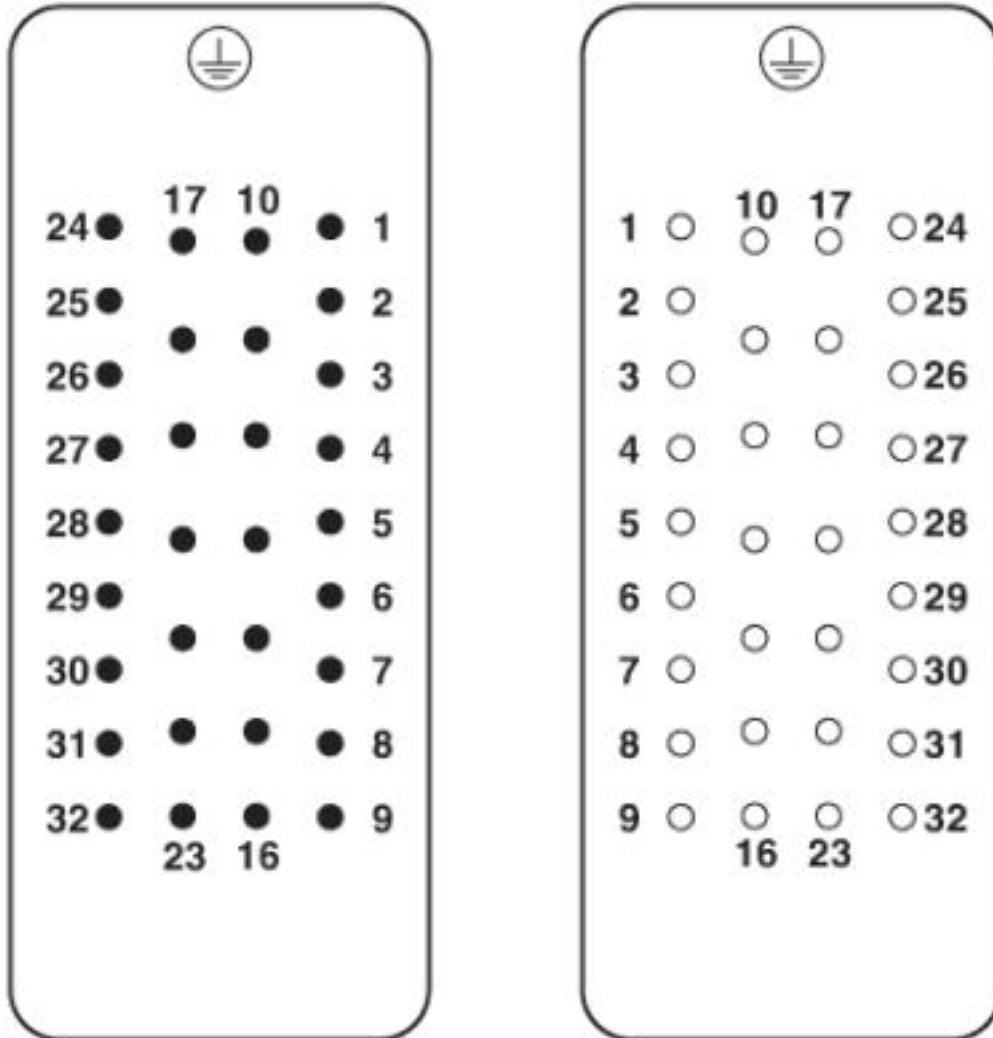
### Environmental Product Compliance

China RoHS	Environmentally friendly use period: unlimited = EFUP-e
	No hazardous substances above threshold values

## Drawings

# Contact insert - HC-BB32-I-CT-F - 1584745

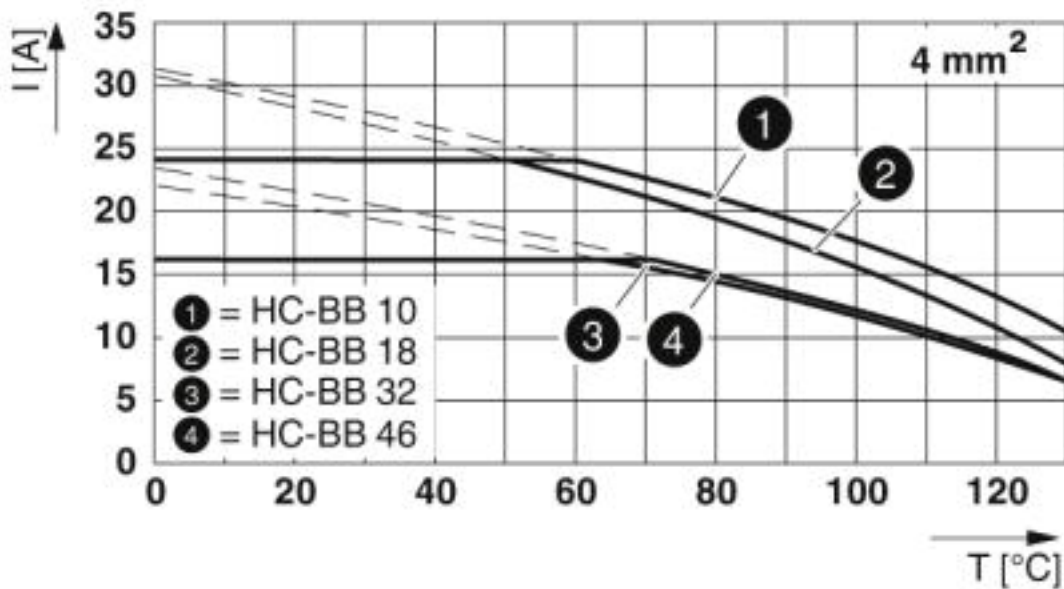
Schematic diagram



Connector pin assignment: Left pin - right socket

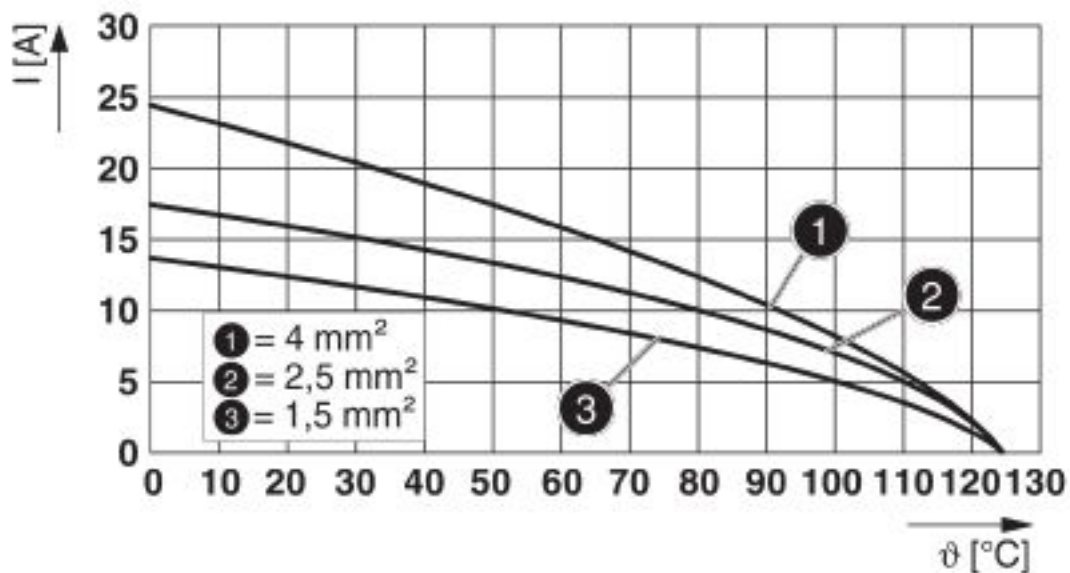
# Contact insert - HC-BB32-I-CT-F - 1584745

Diagram



Derating diagram (conductor cross section: 4.0 mm<sup>2</sup>)

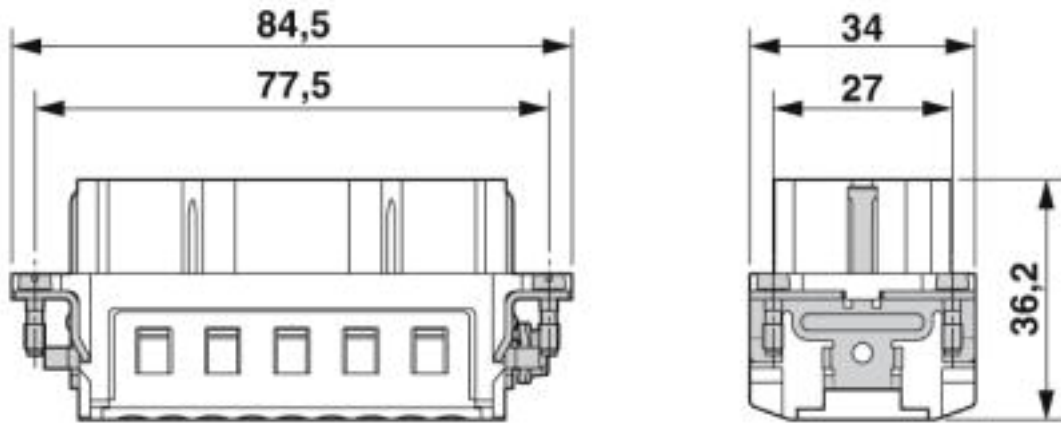
Diagram



Derating diagram

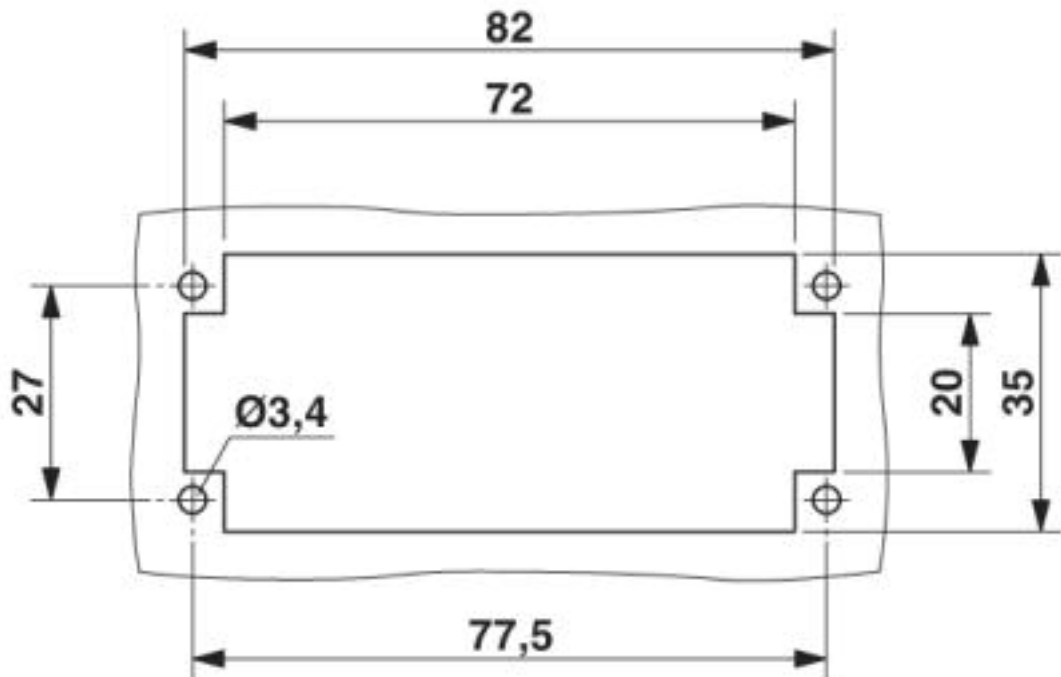
# Contact insert - HC-BB32-I-CT-F - 1584745

Dimensional drawing



Female insert

Dimensional drawing



Mounting cutout when used without housing

## Approvals

### Approvals

---

### Approvals

CSA / UL Recognized / EAC / DNV GL

# Contact insert - HC-BB32-I-CT-F - 1584745

## Approvals

Ex Approvals

### Approval details

CSA		<a href="http://www.csagroup.org/services-industries/product-listing/">http://www.csagroup.org/services-industries/product-listing/</a>	013631_0_000
Nominal voltage UN		600 V	
Nominal current IN		13.5 A	
mm <sup>2</sup> /AWG/kcmil		12	

UL Recognized		<a href="http://database.ul.com/cgi-bin/XYV/template/LISEXT/1FRAME/index.htm">http://database.ul.com/cgi-bin/XYV/template/LISEXT/1FRAME/index.htm</a>	FILE E 118976
Nominal voltage UN		600 V	
Nominal current IN		16 A	
mm <sup>2</sup> /AWG/kcmil		12	

EAC			RU C- DE.AI30.B.01102
-----	--	--	--------------------------

DNV GL		<a href="https://approvalfinder.dnvgl.com/">https://approvalfinder.dnvgl.com/</a>	TAE000037S
--------	--	---	------------

Phoenix Contact 2019 © - all rights reserved  
<http://www.phoenixcontact.com>

PHOENIX CONTACT GmbH & Co. KG  
Flachsmarktstr. 8  
32825 Blomberg  
Germany  
Tel. +49 5235 300  
Fax +49 5235 3 41200  
<http://www.phoenixcontact.com>