



3 GHz SMA FAILSAFE TRANSFER SWITCH

OPTIONS:

R F CHARACTERISTICS

FREQUENCY RANGE : 0 - 3 GHz
 IMPEDANCE : 50 Ohms

| | |
|-----------------|---------|
| FREQUENCY (GHz) | 0 - 3 |
| V.S.W.R <= | 1.20 |
| INSERT. LOSS <= | 0.20 dB |
| ISOLATION >= | 80 dB |
| AVER. POWER (*) | 240 W |

ELECTRICAL CHARACTERISTICS

ACTUATOR : FAILSAFE
 NOMINAL CURRENT AT 25° C (±10%) : 140 mA
 ACTUATOR VOLTAGE (Vcc) : 28V (24 to 30V)
 TERMINALS : solder pins (250 Deg.C max./30 sec)

MECHANICAL CHARACTERISTICS

CONNECTORS : SMA female per MIL C 39012
 LIFE : 2.500.000 cycles
 SWITCHING TIME (nominal voltage;25° C) : < 15 ms
 CONSTRUCTION : splashproof
 WEIGHT : < 85 g

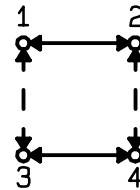
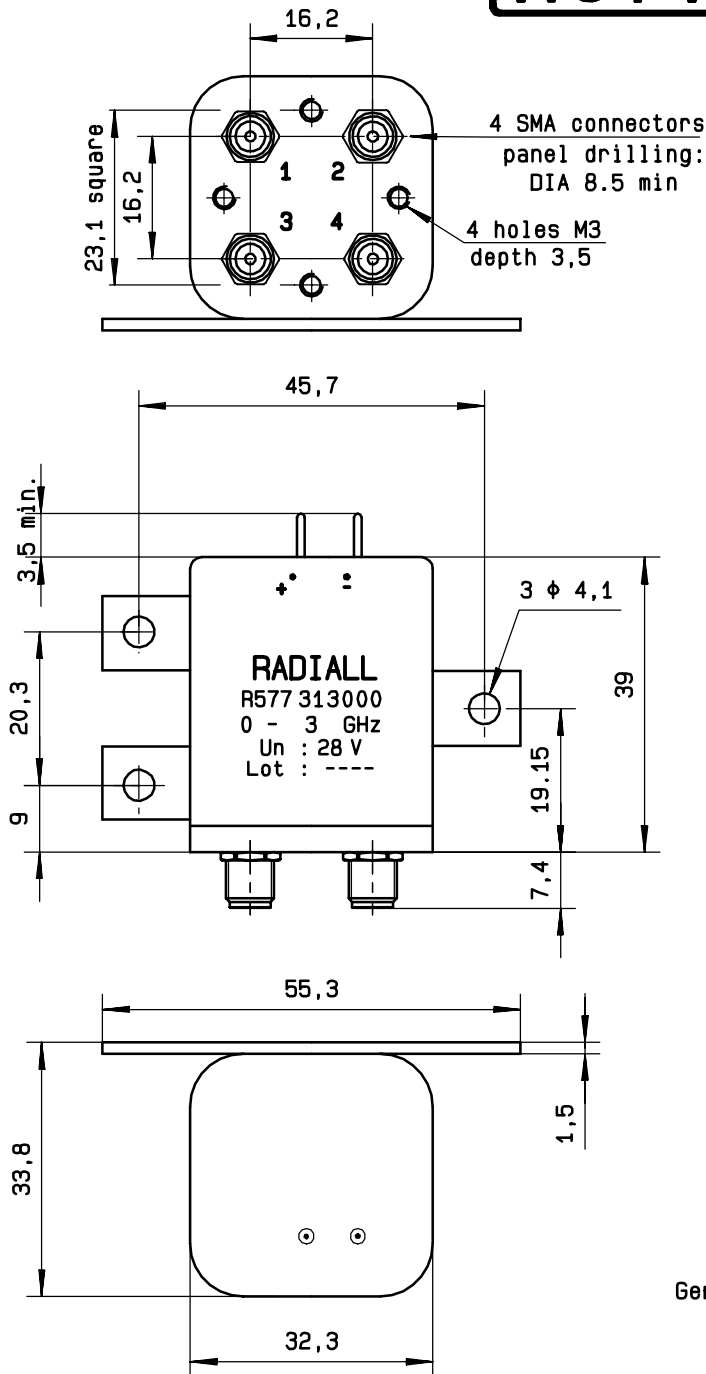
ENVIRONMENTAL CHARACTERISTICS

OPERATING TEMPERATURE RANGE (°C) : -40 , +85
 STORAGE TEMPERATURE RANGE (°C) : -55 , +85

(* : average power at 25° C)

4112-9212 This information is given as an indication. In the continual goal to improve our products, we reserve the right to make any modifications judged necessary

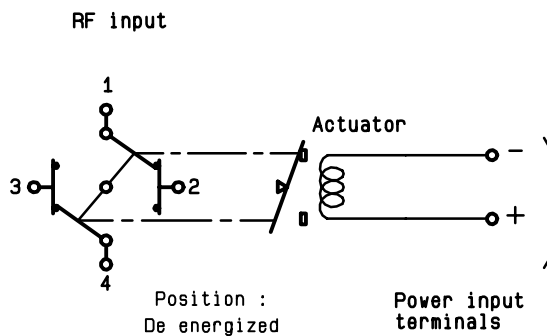
DRAWING



General tolerance: $\pm 0,5$ mm

SCHEMATIC DIAGRAM

| Voltage | RF continuity |
|--------------|----------------|
| energized | 1 ↔ 3 2 ↔ 4 |
| De-energized | 1 ↔ 2 3 ↔ 4 |



4113-9212 This information is given as an indication. In the continual goal to improve our products, we reserve the right to make any modifications judged necessary