

## SUMMARY

### # Wires

Low voltage 4




Image is for illustrative purpose only

Series	1P
Termination type	Female solder
IP rating	50
AWG wire size	0.00 - 22.00
Cable Ø	1.70 - 6.50 mm
Status	active
Matching parts	<a href="#">PAG.M0.4SL.AC52G</a>

### Download

[Request a quote](#)

[Eplan](#)

[Catalog](#)

## TECHNICAL DETAILS

### Mechanics

Shell Style/Model	PL*: Fixed receptacle, nut fixing
Keying	1 key (alpha=0; Plug: male contact; Receptacle: female contact)
Housing Material	PEI (Polyetherimide), gray
Variant	V : Green front nut
Weight	4.84 g

### Performance

Configuration	1P.M04 : 4 Low Voltage
Insulator	L: PEEK (UL 94 / V-0/1.5)
Rated Current	8 Amps

### Specifications

Contact Type: Solder  
Contact Dia.: 0.9 mm (0.0354in)  
Bucket Dia.: 0.8 mm (0.031in)  
Max. Solid Conductor: 0.34 mm<sup>2</sup> (AWG 22)  
Max. Stranded Conductor: 0.34 mm<sup>2</sup> (AWG 22)  
R (max): 4.5 mOhm  
Test voltage (kV rms) Contact-contact: 1.2

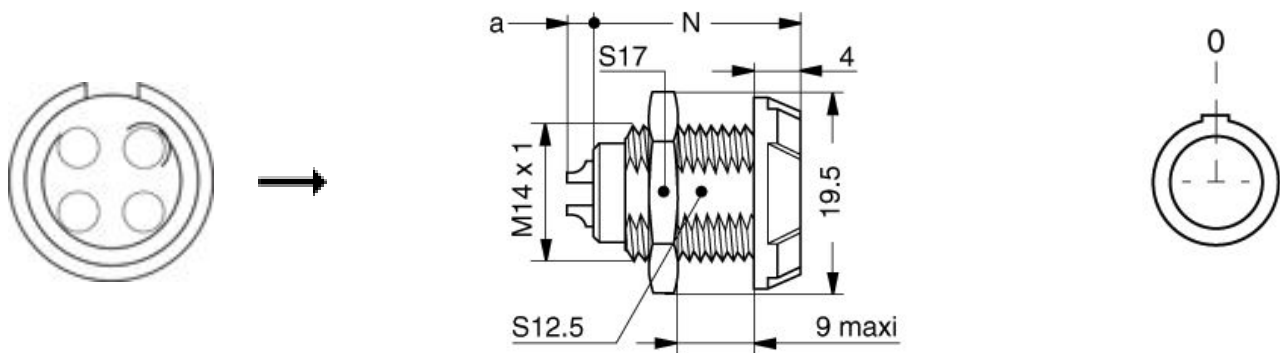
LEMO products and services are provided "as is". LEMO makes no warranties or representations with regard to LEMO product & services or use of them, express, implied or statutory, including for accuracy, completeness, or security. The user is fully responsible for his products and applications using LEMO components.

Air clearance min.: 1.2 mm  
Creepage distance min.: 1.2 mm

## Others

Endurance (Shell): >2000 mating cycles  
F ret (min): 50 N  
F ret (max): 150 N  
Steam sterilization: > 100 times (with potting on rear connection)

## DRAWINGS



## Dimensions



















	A	L	N
mm.	19.5	25	20.5
in.	0,77	0,98	0,81

## RECOMMENDED BY LEMO

### Tools

### Cables

LEMO products and services are provided "as is". LEMO makes no warranties or representations with regard to LEMO product & services or use of them, express, implied or statutory, including for accuracy, completeness, or security. The user is fully responsible for his products and applications using LEMO components.

CMN.04.T22.047QGC	TPR	Grey	
CMN.04.T22.048QGZE	TPR (medical)	Grey	
CMN.04.T28.031PGCE	PVC	GREY	
CMN.04.T28.031PGZE		Grey	
CMN.04.T28.031PNCE	PVC	Black	
CMN.04.T28.031PNZE			
CMN.04.T28.031QGC	TPR	Grey	
140240	PVC	Black	
140250	PVC	Grey	
40080	PVC	Black	
40086	PVC	Blue	
40140	PVC	Black	
40240	PTFE	White	
40260	PVC	Black	
4041	PVC	Grey	
4050	PVC	Black	
4080	PVC	Grey	
417920	PVC	Grey	
4220	PVC	Black	
4221	PVC	Black	
4260	PTFE	White	
4280	PVC	Black	
80080	PVC	Grey	
80082	PVC	Red	
80084	PVC	Black	
CTR.75.030.121870G	PVC	Grey	

LEMO products and services are provided "as is". LEMO makes no warranties or representations with regard to LEMO product & services or use of them, express, implied or statutory, including for accuracy, completeness, or security. The user is fully responsible for his products and applications using LEMO components.