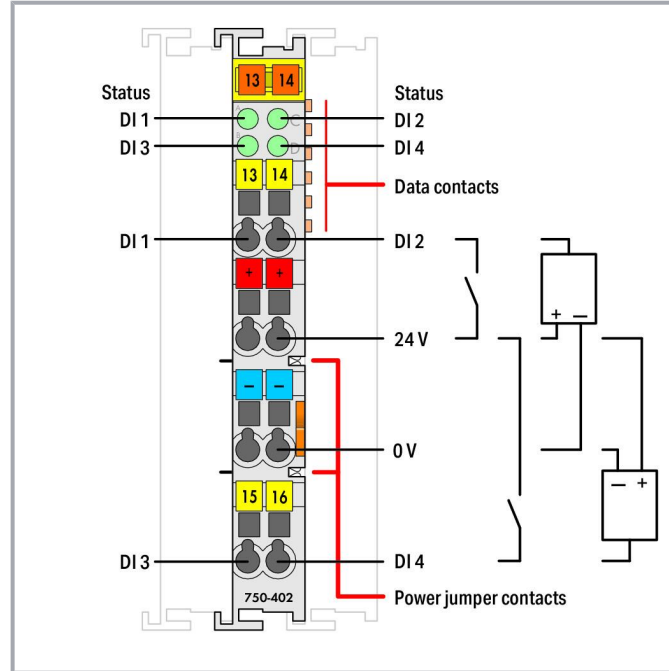


Data sheet | Item number: 750-402
4-channel digital input; 24 VDC; 3 ms

www.wago.com/750-402



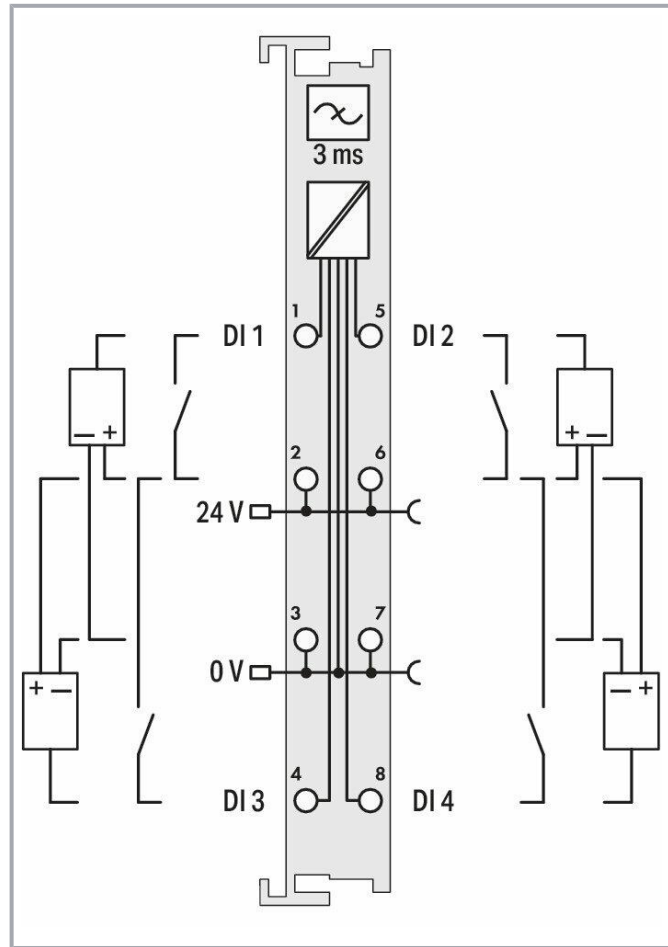
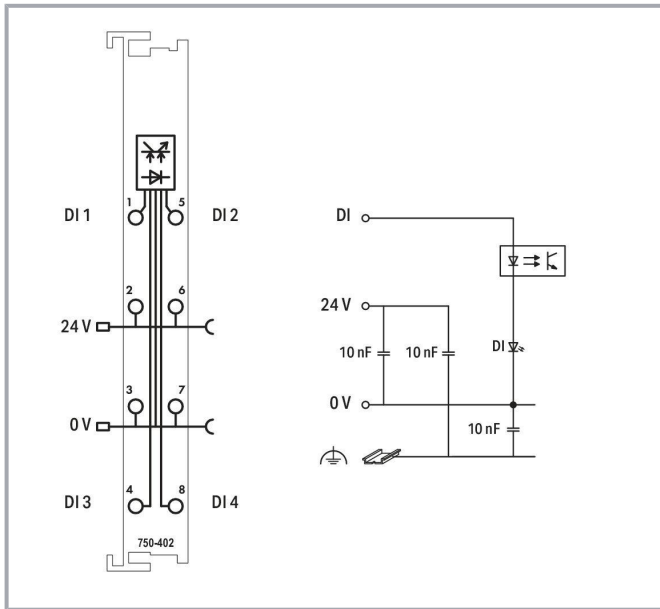
Color: —



Subject to changes. Please also observe the further product documentation!

WAGO GmbH & Co. KG
Hansastr. 27
32423 Minden
Phone: +49571 887-0 | Fax: +49571 887-169
Email: info.de@wago.com | Web: www.wago.com

Do you have any questions about our products?
We are always happy to take your call at +49 (571) 887-44222.



Item description

This digital input module receives control signals from field devices (e.g., sensors).

Each input module has a noise-rejection filter.

Field and system levels are electrically isolated.

Data

Technical data

| | |
|-----------------------------------|-----------------|
| Number of digital inputs | 4 |
| Total number of channels (module) | 4 |
| Signal type | Digital Voltage |
| Signal type (voltage) | 24 VDC |

Subject to changes. Please also observe the further product documentation!



| | |
|---|---|
| Supply voltage (sensor) | 24 VDC |
| Sensor connection | 2 x (2-wire, 3-wire); A suitable field side connection module (e.g., 750-614) must also be used to connect other sensors. |
| Input characteristic | high-side switching |
| Input filter (digital) | 3 ms 3 ms |
| Input current per channel for signal (1) typ. | 4.5 mA |
| Voltage range for signal (0) | -3 ... +5 VDC |
| Voltage range for signal (1) | 15 ... 30 VDC |
| Input data width (internal) max. | 4 bits |
| Supply voltage (system) | 5 VDC; via data contacts |
| Current consumption (5 V system supply) | 7.5 mA |
| Supply voltage (field) | 24 VDC (-25 ... +30 %); via power jumper contacts (power supply via blade contact; transmission via spring contact) |
| Isolation | 500 V system/field |
| Indicators | LED (A-D) green: Status DI 1 ... DI 4 |
| Number of incoming power jumper contacts | 2 |
| Number of outgoing power jumper contacts | 2 |
| Current carrying capacity (power jumper contacts) | 10 A |

Connection data

| | |
|---------------------------------------|--|
| Connection technology: inputs/outputs | 8 x CAGE CLAMP® |
| Connection type 1 | Inputs/Outputs |
| Solid conductor | 0.08 ... 2.5 mm ² / 28 ... 14 AWG |
| Fine-stranded conductor | 0.08 ... 2.5 mm ² / 28 ... 14 AWG |
| Strip length | 8 ... 9 mm / 0.31 ... 0.35 inches |

Physical data

| | |
|-----------------------------------|------------------------|
| Width | 12 mm / 0.472 inches |
| Height | 100 mm / 3.937 inches |
| Depth | 69.8 mm / 2.748 inches |
| Depth from upper-edge of DIN-rail | 62.6 mm / 2.465 inches |

Mechanical Data

| | |
|---------------------|-------------|
| Mounting type | DIN-35 rail |
| Pluggable connector | Fixed |

Subject to changes. Please also observe the further product documentation!



Material Data

| | |
|--------------------|------------------------------|
| Color | light gray |
| Housing material | Polycarbonate; polyamide 6.6 |
| Fire load | 1.246 MJ |
| Weight | 45.5 g |
| Conformity marking | CE |

Environmental requirements

| | |
|--|---------------------------------------|
| Ambient temperature (operation) | 0 ... +55 °C |
| Ambient temperature (storage) | -25 ... +85 °C |
| Protection type | IP20 |
| Pollution degree | 2 per IEC 61131-2 |
| Operating altitude | 0 ... 2000 m / 0 ... 6562 ft |
| Mounting position | horizontal (standing/lying); vertical |
| Relative humidity (without condensation) | 95 % |
| Vibration resistance | 4g per IEC 60068-2-6 |
| Shock resistance | 15g per IEC 60068-2-27 |
| EMC immunity to interference | per EN 61000-6-2, marine applications |
| EMC emission of interference | per EN 61000-6-4, marine applications |
| Exposure to pollutants | Per IEC 60068-2-42 and IEC 60068-2-43 |
| Permissible H ₂ S contaminant concentration at a relative humidity 75 % | 10 ppm |
| Permissible SO ₂ contaminant concentration at a relative humidity 75 % | 25 ppm |

Commercial data

| | |
|-----------------------|-----------------|
| Product Group | 15 (I/O System) |
| eCl@ss 10.0 | 27-24-26-04 |
| eCl@ss 9.0 | 27-24-26-04 |
| ETIM 8.0 | EC001599 |
| ETIM 7.0 | EC001599 |
| PU (SPU) | 1 pcs |
| Packaging type | box |
| Country of origin | DE |
| GTIN | 4045454392598 |
| Customs tariff number | 85389099990 |




Subject to changes. Please also observe the further product documentation!

Environmental Product Compliance

| | |
|---|---|
| CAS-No. | 1303-86-2 1317-36-8 7439-92-1 |
| REACH Candidate List Substance | Diboron trioxide Lead Lead monoxide |
| RoHS Compliance Status | Compliant, With Exemption |
| RoHS Exemption | 6(c) 7(a) 7(c)-I 7(c)-II |
| SCIP notification number (Austria) | 53525c4f-c3a5-41b3-8728-08d7a8a9f9ec |
| SCIP notification number (Belgium) | a874ec47-8bc9-41c7-a4cd-d891cda84bf1 |
| SCIP notification number (Bulgaria) | 9e0ae448-d016-414f-86b6-b37d8ec8530f |
| SCIP notification number (Czech Republic) | 4bd23cc8-e0c7-44a4-b597-57b663830d07 |
| SCIP notification number (Denmark) | 93b83246-b7dd-40fb-a29c-c3f3305b0b33 |
| SCIP notification number (Finland) | 12b8051c-7254-4dbd-b4db-4df88c21ac45 |
| SCIP notification number (France) | 98ca113c-c679-460e-b867-7c90387f14c5 |
| SCIP notification number (Germany) | dea9f58e-6264-4be0-a5fc-227d5b7b5d42 |
| SCIP notification number (Hungary) | 4f878ff1-06fc-4ab7-8518-598a59689f44 |
| SCIP notification number (Italy) | 1188a4cd-a1cb-429d-ab3c-70169e37dde3 |
| SCIP notification number (Netherlands) | 8e380a8e-4beb-449e-b658-6cb396c7efc9 |
| SCIP notification number (Poland) | 299f07ad-a9f2-499b-8050-d7c9ba19eb48 |
| SCIP notification number (Romania) | 705b18ea-3cb3-4835-a475-862b4b8447b2 |
| SCIP notification number (Sweden) | f5ec5bfd-9131-4992-95bf-133447b884fd |

Approvals / Certificates

General approvals

| Logo | Approval | Additional Approval Text | Certificate name |
|--|--|--------------------------|---------------------------------------|
|  | CCC CNEX | CNCA-C23-01 | 2020312310000213 (Ex ec IIC T4 Gc) |
|  | EAC Brjansker Zertifizierungsstelle | TP TC 020/2011 | EAC RU C-DE.AM02. B.00087/19 |
|  | KC National Radio Research Agency | Article 58-2, Clause 3 | MSIP-REM-W43- DIM750 |

Subject to changes. Please also observe the further product documentation!





UL
Underwriters Laboratories Inc. (ORDINARY
LOCATIONS)

UL 508

E175199 Sec.1

Declarations of conformity and manufacturer's declarations

| Logo | Approval | Additional Approval Text | Certificate name |
|--|--|--------------------------|------------------|
|  | EU-Declaration of Conformity WAGO GmbH & Co. KG | - | - |
|  | UK-Declaration of Conformity WAGO GmbH & Co. KG | - | - |

Approvals for marine applications

| Logo | Approval | Additional Approval Text | Certificate name |
|---|---|--------------------------|-------------------|
|  | ABS American Bureau of Shipping | - | 22-2219060 |
|  | BSH Bundesamt fuer Seeschifffahrt und Hydrographie | - | 1104 |
|  | BV Bureau Veritas S.A. | - | 13453/E0 BV |
|  | DNV DNV GL SE | DNV-CG-0339,Aug.2021 | TAA0000194 |
|  | KR Korean Register of Shipping | - | KR HMB05880-AC001 |
|  | LR Lloyds Register EMEA | - | LR22180952TA |
| | PRS | - | TE/2236/880590 |

Subject to changes. Please also observe the further product documentation!

WAGO GmbH & Co. KG
Hansastr. 27
32423 Minden
Phone: +49571 887-0 | Fax: +49571 887-169
Email: info.de@wago.com | Web: www.wago.com

Do you have any questions about our products?
We are always happy to take your call at +49 (571) 887-44222.



Polski Rejestr Statków

/19



RINA
RINA Germany GmbH

-

ELE343521XG001

Approvals for hazardous areas

| Logo | Approval | Additional Approval Text | Certificate name |
|--|---|--------------------------|---|
|  | <p>ATEX TUEV Nord Cert GmbH</p> | EN 60079-0 | TUEV_14_ATEX_148929_X (II 3 G Ex ec IIC T4 Gc) |
|  | <p>CCC CNEX</p> | CNCA-C23-01 | 2020312310000213 (Ex ec IIC T4 Gc) |
|  | <p>EAC Brjansker Zertifizierungsstelle</p> | TP TC 012/2011 | EAC RU C-DE.AM02.B.00163 /19 (2Ex nA IIC T4 Gc X) |
|  | <p>IECEX TUEV Nord Cert GmbH</p> | IEC 60079-0 | IECEX TUN 14.0035 X (Ex ec IIC T4 Gc) |
|  | <p>INMETRO TÜV Rheinland do Brasil Ltda.</p> | IEC 60079-0 | BR-Ex_TÜV 12.1297 X |
|  | <p>UKEx WAGO GmbH & Co. KG</p> | EN 60079-0 | UKCA_WAGO22UKEX003X_ec |
|  | <p>UL Underwriters Laboratories Inc. (HAZARDOUS LOCATIONS)</p> | UL 121201 | E198726 Sec.1 |

Optional accessories

Carrier rail

Subject to changes. Please also observe the further product documentation!

WAGO GmbH & Co. KG
Hansastr. 27
32423 Minden
Phone: +49571 887-0 | Fax: +49571 887-169
Email: info.de@wago.com | Web: www.wago.com

Do you have any questions about our products?
We are always happy to take your call at +49 (571) 887-44222.

Mounting accessories

| | | |
|--|--|--|
|  | Item no.: 210-197 Steel carrier rail; 35 x 15 mm; 1.5 mm thick; 2 m long; slotted; similar to EN 60715; silver-colored | www.wago.com/210-197 |
|  | Item no.: 210-198 Copper carrier rail; 35 x 15 mm; 2.3 mm thick; 2 m long; unslotted; according to EN 60715; copper-colored | www.wago.com/210-198 |
|  | Item no.: 210-504 Steel carrier rail; 35 x 7.5 mm; 1 mm thick; 2 m long; slotted; galvanized; according to EN 60715; silver-colored | www.wago.com/210-504 |
|  | Item no.: 210-505 Steel carrier rail; 35 x 7.5 mm; 1 mm thick; 2 m long; unslotted; galvanized; according to EN 60715; silver-colored | www.wago.com/210-505 |
|  | Item no.: 210-506 Steel carrier rail; 35 x 15 mm; 1.5 mm thick; 2 m long; unslotted; galvanized; similar to EN 60715; silver-colored | www.wago.com/210-506 |
|  | Item no.: 210-508 Steel carrier rail; 35 x 15 mm; 1.5 mm thick; 2 m long; slotted; galvanized; similar to EN 60715; silver-colored | www.wago.com/210-508 |
|  | Item no.: 210-113 Steel carrier rail; 35 x 7.5 mm; 1 mm thick; 2 m long; unslotted; according to EN 60715; silver-colored | www.wago.com/210-113 |
|  | Item no.: 210-118 Steel carrier rail; 35 x 15 mm; 2.3 mm thick; 2 m long; unslotted; according to EN 60715; silver-colored | www.wago.com/210-118 |
|  | Item no.: 210-112 Steel carrier rail; 35 x 7.5 mm; 1 mm thick; 2 m long; slotted; according to EN 60715; "Hole width 25 mm; silver-colored | www.wago.com/210-112 |
|  | Item no.: 210-114 Steel carrier rail; 35 x 15 mm; 1.5 mm thick; 2 m long; unslotted; similar to EN 60715; silver-colored | www.wago.com/210-114 |
|  | Item no.: 210-115 Steel carrier rail; 35 x 7.5 mm; 1 mm thick; 2 m long; slotted; according to EN 60715; "Hole width 18 mm; silver-colored | www.wago.com/210-115 |
|  | Item no.: 210-196 Aluminum carrier rail; 35 x 8.2 mm; 1.6 mm thick; 2 m long; unslotted; similar to EN 60715; silver-colored | www.wago.com/210-196 |


Potential distribution

Potential distribution module













| | | |
|--|--|--|
|  | Item no.: 750-614 Potential Distribution | www.wago.com/750-614 |
|--|--|--|

Shield termination






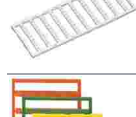
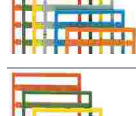
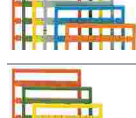
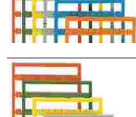
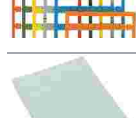


Shield clamping saddles

| | | |
|--|---|--|
|  | Item no.: 790-116 Shield clamping saddle; 19 mm wide; diameter of compatible conductor; 7 ... 16 mm | www.wago.com/790-116 |
|--|---|--|

Subject to changes. Please also observe the further product documentation!





| | | |
|--|---|--|
|  | Item no.: 790-124 Shield clamping saddle; 27 mm wide; diameter of compatible conductor; 6 ... 24 mm | www.wago.com/790-124 |
|  | Item no.: 790-108 Shield clamping saddle; 11 mm wide; diameter of compatible conductor; 3 ... 8 mm | www.wago.com/790-108 |
|  | Item no.: 790-140 Shield clamping saddle; diameter of compatible conductor | www.wago.com/790-140 |
|  | Item no.: 790-216 Shield clamping saddle; 21.8 mm wide; 6 ... 16 mm | www.wago.com/790-216 |
|  | Item no.: 790-220 Shield clamping saddle; 30 mm wide; 6 ... 20 mm | www.wago.com/790-220 |
|  | Item no.: 790-208 Shield clamping saddle; 12.4 mm wide; 3 ... 8 mm | www.wago.com/790-208 |
| Marking accessories | | |
| Marker carrier | | |
|  | Item no.: 750-103 Group marker carrier | www.wago.com/750-103 |
| Marker | | |
|  | Item no.: 2009-145/000-006 Mini-WSB Inline; for Smart Printer; 1700 pieces on roll; stretchable 5 - 5.2 mm; plain; snap-on type; blue | www.wago.com/2009-145/000-006 |
|  | Item no.: 2009-145 Mini-WSB Inline; for Smart Printer; 1700 pieces on roll; stretchable 5 - 5.2 mm; plain; snap-on type; white | www.wago.com/2009-145 |
|  | Item no.: 2009-145/000-002 Mini-WSB Inline; for Smart Printer; 1700 pieces on roll; stretchable 5 - 5.2 mm; plain; snap-on type; yellow | www.wago.com/2009-145/000-002 |
|  | Item no.: 2009-145/000-007 Mini-WSB Inline; for Smart Printer; 1700 pieces on roll; stretchable 5 - 5.2 mm; plain; snap-on type; gray | www.wago.com/2009-145/000-007 |
|  | Item no.: 2009-145/000-005 Mini-WSB Inline; for Smart Printer; 1700 pieces on roll; stretchable 5 - 5.2 mm; plain; snap-on type; red | www.wago.com/2009-145/000-005 |
|  | Item no.: 2009-145/000-012 Mini-WSB Inline; for Smart Printer; 1700 pieces on roll; stretchable 5 - 5.2 mm; plain; snap-on type; orange | www.wago.com/2009-145/000-012 |
|  | Item no.: 2009-145/000-023 Mini-WSB Inline; for Smart Printer; 1700 pieces on roll; stretchable 5 - 5.2 mm; plain; snap-on type; green | www.wago.com/2009-145/000-023 |

Subject to changes. Please also observe the further product documentation!

| | | |
|--|---|--|
|  | Item no.: 2009-145/000-024 Mini-WSB Inline; for Smart Printer; 1700 pieces on roll; stretchable 5 - 5.2 mm; plain; snap-on type; violet | www.wago.com/2009-145/000-024 |
|  | Item no.: 248-501/000-006 Mini-WSB marking card; as card; not stretchable; plain; snap-on type; blue | www.wago.com/248-501/000-006 |
|  | Item no.: 248-501/000-007 Mini-WSB marking card; as card; not stretchable; plain; snap-on type; gray | www.wago.com/248-501/000-007 |
|  | Item no.: 248-501/000-002 Mini-WSB marking card; as card; not stretchable; plain; snap-on type; yellow | www.wago.com/248-501/000-002 |
|  | Item no.: 248-501/000-012 Mini-WSB marking card; as card; not stretchable; plain; snap-on type; orange | www.wago.com/248-501/000-012 |
|  | Item no.: 248-501 Mini-WSB marking card; as card; not stretchable; plain; snap-on type; white | www.wago.com/248-501 |
|  | Item no.: 248-501/000-017 Mini-WSB marking card; as card; not stretchable; plain; snap-on type; light green | www.wago.com/248-501/000-017 |
|  | Item no.: 248-501/000-005 Mini-WSB marking card; as card; not stretchable; plain; snap-on type; red | www.wago.com/248-501/000-005 |
|  | Item no.: 248-501/000-024 Mini-WSB marking card; as card; not stretchable; plain; snap-on type; violet | www.wago.com/248-501/000-024 |
|  | Item no.: 248-501/000-023 Mini-WSB marking card; as card; not stretchable; plain; snap-on type; green | www.wago.com/248-501/000-023 |
|  | Item no.: 750-100 Marker card; as a DIN A4 sheet; plain | www.wago.com/750-100 |
| Group marker carrier | | |
|  | Item no.: 750-106 Group marker carrier | www.wago.com/750-106 |

Subject to changes. Please also observe the further product documentation!

System housing

| System enclosure | | |
|--|--|--|
|  | Item no.: 850-814/002-000 IP65 enclosure; Sheet steel (RAL 7035); WxHxD (200x120x200 mm); without flange plate | www.wago.com/850-814/002-000 |
|  | Item no.: 850-815/002-000 IP65 enclosure; Sheet steel (RAL 7035); WxHxD (300x120x200 mm); without flange plate | www.wago.com/850-815/002-000 |
|  | Item no.: 850-816/002-000 IP65 enclosure; Sheet steel (RAL 7035); WxHxD (400x120x200 mm); without flange plate | www.wago.com/850-816/002-000 |
|  | Item no.: 850-817/002-000 IP65 enclosure; Sheet steel (RAL 7035); WxHxD (600x120x200 mm); without flange plate | www.wago.com/850-817/002-000 |
|  | Item no.: 850-825 IP65 enclosure; Aluminium (RAL 7032); WxHxD (160x100x160 mm); 9 x M12, 4 x M20 | www.wago.com/850-825 |
|  | Item no.: 850-826 IP65 enclosure; Aluminium (RAL 7032); WxHxD (240x100x160 mm); 4 x M20, 4 x M16, 14 x M12 cable grip | www.wago.com/850-826 |
|  | Item no.: 850-827 IP65 enclosure; Aluminium (RAL 7032); WxHxD (320x100x160 mm); 4 x M20, 8 x M16, 17 x M12 cable grip | www.wago.com/850-827 |
|  | Item no.: 850-827/002-000 IP65 enclosure; Aluminium (RAL 7035); WxHxD (320x100x160 mm); 4 x M20, 8 x M16, 17 x M12 cable grip | www.wago.com/850-827/002-000 |
|  | Item no.: 850-826/002-000 IP65 enclosure; Aluminium (RAL 7035); WxHxD (240x100x160 mm); 4 x M20, 4 x M16, 14 x M12 cable grip | www.wago.com/850-826/002-000 |
|  | Item no.: 850-828/002-000 IP65 enclosure; Aluminium (RAL 7035); WxHxD (480x100x160 mm); 4 x M20, 10 x M16, 35 x M12 cable grip | www.wago.com/850-828/002-000 |
|  | Item no.: 850-828 IP65 enclosure; Aluminium (RAL 7032); WxHxD (480x100x160 mm); 4 x M20, 10 x M16, 35 x M12 cable grip | www.wago.com/850-828 |
|  | Item no.: 850-834 IP65 enclosure; Polyester (RAL 7032); WxHxD (164x100x164 mm); 9 x M12, 4 x M20 | www.wago.com/850-834 |
|  | Item no.: 850-835 IP65 enclosure; Polyester (RAL 7032); WxHxD (244x100x164 mm); 4 x M20, 4 x M16, 14 x M12 cable grip | www.wago.com/850-835 |
| | Item no.: 850-836 | |





Subject to changes. Please also observe the further product documentation!



IP65 enclosure; Polyester (RAL 7032); WxHxD (324x100x164 mm); 4 x M20, 8 x M16, 17 x M12 cable grip

www.wago.com/850-836

Supply module

| Supply module | | |
|---|--|--|
|  | Item no.: 750-601 Power Supply; 24 VDC; fuse holder | www.wago.com/750-601 |
|  | Item no.: 750-610 Power Supply; 24 VDC; fuse holder; Diagnostics | www.wago.com/750-610 |
|  | Item no.: 750-602 Power Supply; 24 VDC | www.wago.com/750-602 |
|  | Item no.: 750-612 Power Supply; 0 ... 230 V AC/DC | www.wago.com/750-612 |

Downloads

Documentation

Manual

| | | | |
|--|-----------------------|---------------|----------|
| System Manual WAGO I/O System 750/753 Decentralized Automation Technology | V 3.3.0 2023 May 4 | pdf 8.8 MB | Download |
| Product Manual 4-channel, 24VDC, 3.0ms 2- to 3-wire connection; high-side switching | V 2.0.0 2022 Sep 7 | pdf 3.1 MB | Download |
| System Manual Series 750/753 Online HTML | | URL | Download |

Bid Text

| | | | |
|-------------------------|-------------|----------------|----------|
| 750-402 X81 - Datei | 2019 Feb 19 | xml 3.9 kB | Download |
| 750-402 doc - Datei | 2017 Jul 12 | doc 25.6 kB | Download |
| ausschreiben.de 750-402 | | URL | Download |

Instruction Leaflet

| | | | |
|--|-------------|-----------------|----------|
| CCC Ex (Additional information) WAGO-I/O-SYSTEM *750-****/* | 2023 Apr 26 | pdf 163.6 kB | Download |
|--|-------------|-----------------|----------|

Subject to changes. Please also observe the further product documentation!

WAGO GmbH & Co. KG
Hansastr. 27
32423 Minden
Phone: +49571 887-0 | Fax: +49571 887-169
Email: info.de@wago.com | Web: www.wago.com

Do you have any questions about our products?
We are always happy to take your call at +49 (571) 887-44222.



System Description

| | | | |
|---|--|-----------------|----------|
| Overview on WAGO-I/O-SYSTEM 750 approvals | | pdf 789.0 kB | Download |
| 750/753 Series I/O-System – General Product Information | | pdf 1.7 MB | Download |

Additional Information

| | | | |
|---|-------------|--------|----------|
| Disposal and Recycling | V 1.1.0 | pdf | Download |
| Electrical and electronic equipment, Batteries, Packaging | 2022 Aug 18 | 2.2 MB | |

CAD/CAE-Data

CAE data

| | | | |
|---------------------------|--|-----|----------|
| EPLAN Data Portal 750-402 | | URL | Download |
| WSCAD Universe 750-402 | | URL | Download |
| ZUKEN Portal 750-402 | | URL | Download |

CAD data

| | | | |
|----------------------|--|-----|----------|
| 2D/3D Models 750-402 | | URL | Download |
|----------------------|--|-----|----------|

Device Files

Device Driver

| | | | |
|--|-------------|--------|----------|
| WAGO USB Service Kabel Treiber / Serie 750 und 857 | 6.5.3.0 | zip | Download |
| | 2014 Sep 10 | 4.8 MB | |

Environmental Product Compliance

Compliance Search

| | | | |
|--|--|-----|----------|
| Environmental Product Compliance 750-402 | | URL | Download |
| 4-channel digital input; 24 VDC; 3 ms | | | |

Subject to changes. Please also observe the further product documentation!

Data sheet | Item number: 750-402

www.wago.com/750-402



Installation Notes

Product family

WAGO I/O System 750/753

[Show all products from the family](#)

Subject to changes. Please also observe the further product documentation!

WAGO GmbH & Co. KG

Hansastr. 27

32423 Minden

Phone: +49571 887-0 | Fax: +49571 887-169

Email: info.de@wago.com | Web: www.wago.com

Do you have any questions about our products?

We are always happy to take your call at +49 (571) 887-44222.