

Up & Down Wallpack

Indoor Lighting



A-Series

Features

- Highly reliable driving circuit can endure high temperature.
- Long working life with soft light.
- No UV or IR radiation.
- Integrated design with hosing and electric parts.

Input Voltage

- 100-277Vac

Advantages

- No UV or IR in the beam.
- Easy to install and operate.
- Energy saving, long lifespan.
- Light is soft and uniform, safe to eyes.
- Green and eco-friendly without mercury.

Recommended Use

- Store, house
- Office, display room
- Exhibition halls / Conference rooms
- Restaurants, hotels



Up & Down Wallpack

Indoor Lighting

LED WALL PACK		
SKU #	151165	151166
MODEL #	151165	151166

Specifications

CONSUMPTION	10W
COLOR TEMPERATURE	3000K (151165) & 5000K (151166)
LUMEN	1000Lm
BEAM ANGLE	15°, 30°, 60°, 90°
POWER FACTOR	0.95

Fixture Specifications

LED CHIP	Epistar
MATERIAL	Die-cast Aluminum
IP RATING	IP65
LIFE SPAN	50,000 Hours
HOUSING COLOR	Bronze

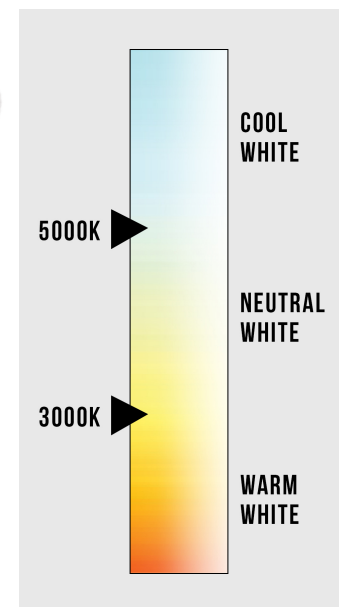
Others

APPLICATION	Outdoor
-------------	---------

Warranty & Qualification

WARRANTY	DLC Listed
5 Year Limited	Yes

CORRELATED
COLOR TEMPERATURE
(CCT)



Due to continuous product improvement, information in this document is subject to change.

Revision Date: 04/15/2019

1939 Parker Court Suite C, Stone Mountain, GA 30087 | Phone: (866) 786-1117 |

www.beyondledtechnology.com

Up & Down Wallpack

Indoor Lighting

Drawing



MODEL	SIZE
151167	2.56" x 4.33" x 9.06"
151168	2.56" x 4.33" x 9.06"

Notice For User

- Please turn off power before install or change assembly parts.
- The lamp should be installed and operated by a qualified electrician or technician in accordance with relevant local codes.
- Do not use sharp tools near or on the surface of the lamp.
- Unpack and examine the product carefully. Report any damage and save all packing materials if any portion of the product was damaged during transportation.

Due to continuous product improvement, information in this document is subject to change.

Revision Date: 04/15/2019

1939 Parker Court Suite C, Stone Mountain, GA 30087 | Phone: (866) 786-1117 |

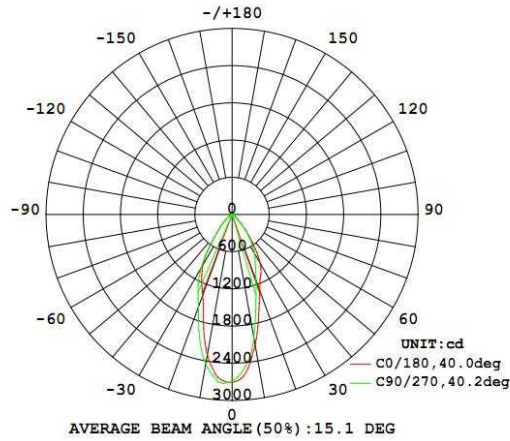
www.beyondledtechnology.com

Up & Down Wallpack

Indoor Lighting

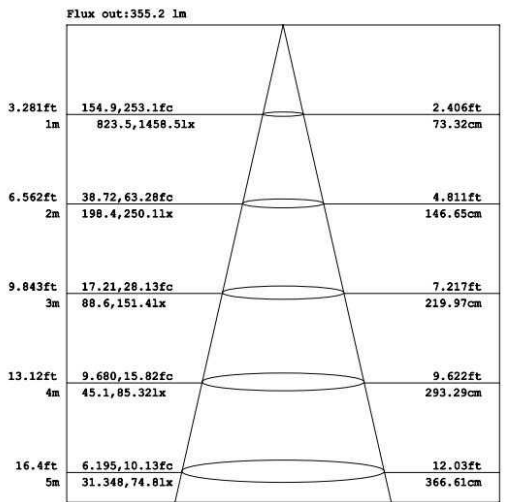
Photometry Curve

LUMINOUS INTENSITY DISTRIBUTION DIAGRAM

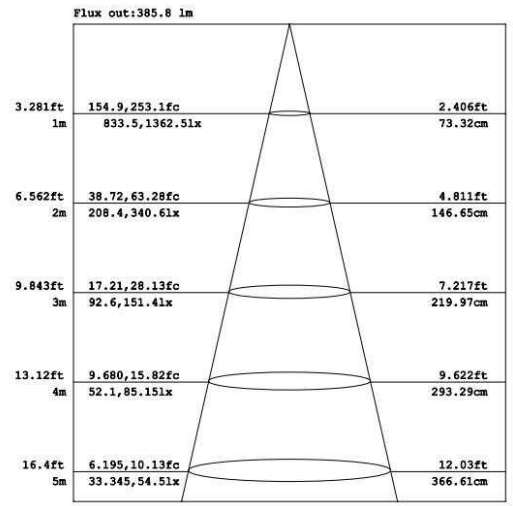


151165

151166



Note: The Curves indicate the illuminated area and the average illumination when the luminaire is at different distance.



Note: The Curves indicate the illuminated area and the average illumination when the luminaire is at different distance.

Due to continuous product improvement, information in this document is subject to change.

Revision Date: 04/15/2019

1939 Parker Court Suite C, Stone Mountain, GA 30087 | Phone: (866) 786-1117 |

www.beyondledtechnology.com