

VCXO STANDARD CERAMIC SMD (7.0 x 5.0 x 2.0mm)

FEATURES:

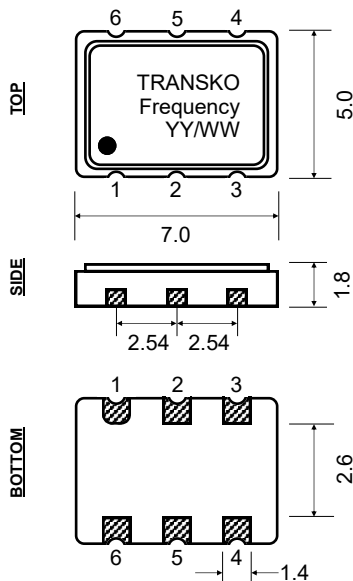
- LOW NOISE
- WIDE FREQUENCY RANGE UPTO 200.000MHz



■ SPECIFICATION

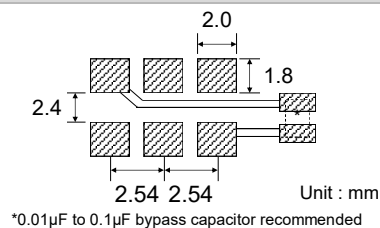
PARAMETER		MIN.	TYP.	MAX.	UNIT	NOTE
FREQUENCY RANGE		1		200	MHz	
FREQUENCY STABILITY		±10*		±100	ppm	*Available in selected operation temp.
OPERATING TEMPERATURE RANGE		-40		85	°C	See P/N guide for other options
STORAGE TEMPERATURE RANGE		-55		125	°C	
SUPPLY VOLTAGE ±10%		2.5		5.0	V	See P/N guide for other options
SUPPLY CURRENT				50	mA	
OUTPUT	LOGIC FAMILY	HCMOS				
	LOAD	15pF				
	LEVEL LOGIC '1' (V _{OH})	0.9 x V _{DD}			V	
	LEVEL LOGIC '0' (V _{OL})			0.1 x V _{DD}	V	
	SYMMETRY (DUTY CYCLE)	40	50	60	%	See P/N guide for other options
	RISE AND FALL TIME (Tr/Tf)			10	nS	
	START-UP TIME			10	mS	
STAND-BY VOLTAGE	ENABLE (V _{IH})	0.7 x V _{DD}			V	
	DISABLE (V _{IL})			0.3 x V _{DD}	V	
ENABLE/ DISABLE DELAY TIME				100	nS	
FREQUENCY DEVIATION		±50		±200	ppm	See P/N guide for other options
CONTROL VOLTAGE		0	1/2 V _{DD}	V _{DD}	V	
SLOPE		Positive				
LINEARITY				10	%	
MODULATION BANDWIDTH @-3dB		10			kHz	
INPUT IMPEDANCE		50			kΩ	
ABSOLUTE PULL RANGE (Optional)		±50			ppm	
AGING @ 25°C + 3°C				±3	ppm	@ for 1 st year
PHASE JITTER RMS	FUNDAMENTAL		0.5	1.0	pS	
	PLL (3.3V)			4.0	pS	@ 12kHz ~ 20MHz offset

■ PACKAGE DIMENSIONS

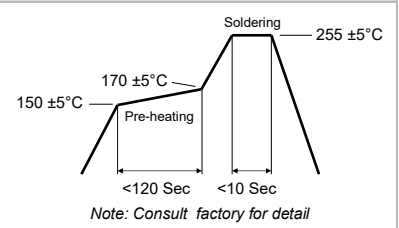


Pin Configuration	
1	V _C
2	N.C. or En/Dis
3	GND
4	Output
5	N.C. or En/Dis
6	V _{DD}

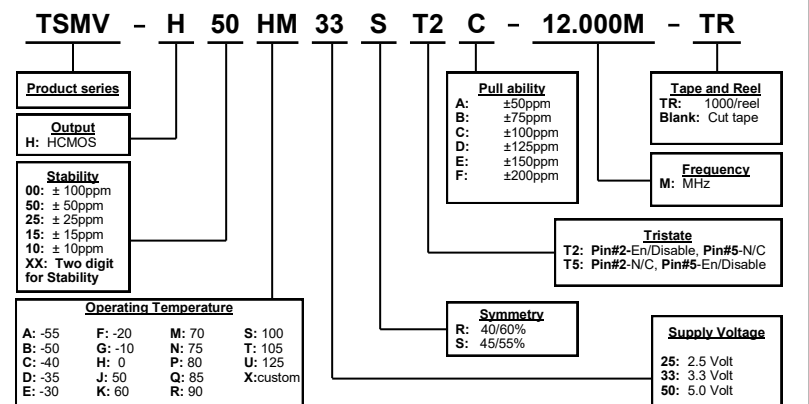
■ SOLDER PATTERN



■ REFLOW PROFILE



■ PART NUMBERING GUIDE



Transko Electronics, Inc reserves the right to make changes to the product (s), service (s), and specification (s) described herein without notice. See "Terms of Sale" for details on our website.