


## Data sheet | Item number: 706-7753/300-200

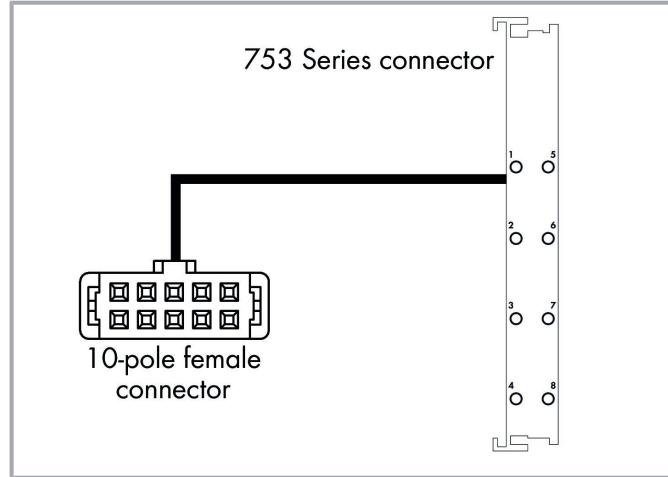
System cable; for WAGO-I/O-SYSTEM, 753 Series; 8 digital inputs or outputs; Length: 2 m; Conductor cross-section: 0.14 mm<sup>2</sup>













[www.wago.com/706-7753/300-200](http://www.wago.com/706-7753/300-200)



 Picture differs from the item.



Color coding acc. to DIN VDE 47100		10 poles flat connector		PLC connector	
		Pin number	Wiring	Pin number	Signal
White		1	0.0	1	ED1/SD1
Brown		2	0.1	5	ED2/SD2
Green		3	0.2	2	ED3/SD3
Yellow		4	0.3	6	ED4/SD4
Grey		5	0.4	3	ED5/SD5
Pink		6	0.5	7	ED6/SD6
Blue		7	0.6	4	ED7/SD7
Red		8	0.7	8	ED8/SD8
Black		9	nc	nc	nc
Violet		10	nc	nc	nc

## Item description

### Short description:

WAGO's Interface Cables provide fast and easy connection of WAGO I/O Modules equipped with a pluggable connector (e.g., 753-430, -431, -530) to the appropriate interface or relay modules featuring a 10-pole female connector.

Subject to changes. Please also observe the further product documentation!

WAGO GmbH & Co. KG  
Hansastr. 27  
32423 Minden  
Phone: +49571 887-0 | Fax: +49571 887-169  
Email: [info.de@wago.com](mailto:info.de@wago.com) | Web: [www.wago.com](http://www.wago.com)

Do you have any questions about our products?  
We are always happy to take your call at +49 (571) 887-44222.



## Data Notes

Note	*Observe maximum operating temperature of the WAGO I/O modules used.
------	----------------------------------------------------------------------

## Electrical data

Inputs/outputs	8 digital inputs or outputs
Operating voltage	≤ AC/DC 35 V
Current per wire (max.)	1 A

## Compatibility

### WAGO

WAGO I/O System 753	753-430 (x1) 753-431 (x1) 753-530 (x1)
---------------------	----------------------------------------------

## Connection data

Cable type	LiYY
Color code	per DIN VDE 47100

### Connection 1

Connector	Pluggable connector (753 Series)
Pole number 1	8
Connection type 1	System
Wire cross-section	0.14 mm <sup>2</sup>

### Connection 2

Connector 2	Pluggable connector per DIN 41651; female connector
Pole number 2	10
Connection type 2	System

Subject to changes. Please also observe the further product documentation!

## Physical data

Cable length	2 m
--------------	-----

## Material Data

Weight	98 g
--------	------

## Environmental requirements

Ambient temperature (operation)	-20 ... +50 °C
---------------------------------	----------------

## Commercial data

Product Group	30 (WAGO France)
---------------	------------------

eCl@ss 10.0	27-06-03-11
-------------	-------------

eCl@ss 9.0	27-06-03-11
------------	-------------

ETIM 8.0	EC000237
----------	----------

ETIM 7.0	EC000237
----------	----------

PU (SPU)	1 pcs
----------	-------

Country of origin	FR
-------------------	----

GTIN	4045454874117
------	---------------

Customs tariff number	85444290900
-----------------------	-------------

## Environmental Product Compliance

RoHS Compliance Status	Compliant, No Exemption
------------------------	-------------------------

## Optional accessories

### Interface module

Interface module
------------------



**Item no.: 704-5003**

Interface module for system wiring; Pluggable connector per DIN 41651; Male connector; 10-pole; 8-channel relay output; 1 changeover contact; Triple-deck PCB terminal blocks; in mounting carrier; 2,50 mm<sup>2</sup>

[www.wago.com/704-5003](http://www.wago.com/704-5003)



**Item no.: 704-2003**

Interface module for system wiring; Pluggable connector per DIN 41651; Male connector; 10-pole; 8-channel digital input or output; 3-wire connection; in mounting carrier

[www.wago.com/704-2003](http://www.wago.com/704-2003)

**Item no.: 704-5013**

Subject to changes. Please also observe the further product documentation!

WAGO GmbH & Co. KG

Hansastr. 27

32423 Minden

Phone: +49571 887-0 | Fax: +49571 887-169

Email: [info.de@wago.com](mailto:info.de@wago.com) | Web: [www.wago.com](http://www.wago.com)

Do you have any questions about our products?

We are always happy to take your call at +49 (571) 887-44222.



Interface module for system wiring; Pluggable connector per DIN 41651; Male connector; 10-pole; 8-channel relay output; 1 changeover contact; Triple-deck PCB terminal blocks; with manual operation; in mounting carrier; 2,50 mm<sup>2</sup>

[www.wago.com/704-5013](http://www.wago.com/704-5013)



**Item no.: 289-611**

Interface module; Pluggable connector per DIN 41651; 10-pole; Triple-deck PCB terminal blocks; in mounting carrier; 2,50 mm<sup>2</sup>

[www.wago.com/289-611](http://www.wago.com/289-611)

## Downloads

### Documentation

#### Additional Information

Disposal and Recycling	V 1.1.0	pdf	Download
Electrical and electronic equipment, Batteries, Packaging	2022 Aug 18	2.2 MB	

#### System Description

WAGO System Wiring, Selection Guide	pdf	Download
This guide will help you select the appropriate interface modules and system cables for the controller you are using.	545.9 kB	

## Environmental Product Compliance

### Compliance Search

Environmental Product Compliance 706-7753/300-200	URL	Download
System cable; for WAGO-I/O-SYSTEM, 753 Series; 8 digital inputs or outputs; Length: 2 m; Conductor cross-section: 0.14 mm <sup>2</sup>		

## Installation Notes

Subject to changes. Please also observe the further product documentation!