



ANATECH ELECTRONICS, INC.

Manufacturer of RF & Microwave Products



455-465 MHz Saw Duplexer

P/N: AM455-465SD329

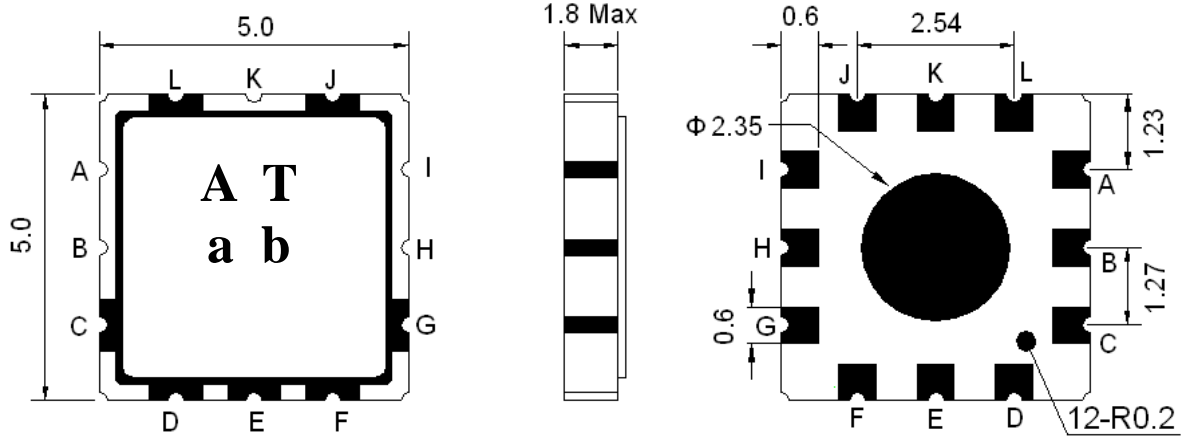
Tx → Ant		Specifications		
Parameters Description	Condition [MHz]	Minimum	Typical	Maximum
Insertion Loss	452.5 ~ 457.5	-	2.0 dB	2.8 dB
VSWR	452.5 ~ 457.5	-	1.4	2.0 dB
Absolute Attenuation	0.3 ~ 443.0	25 dB	27 dB	-
	462.5 ~ 467.5	37 dB	55 dB	-
	467.5 ~ 1400.0	25 dB	32 dB	-
	1400.0 ~ 2000.0	10 dB	17 dB	-
Ant → Rx		Specifications		
Parameters Description	Condition [MHz]	Minimum	Typical	Maximum
Insertion Loss	462.5 ~ 467.5	-	2.6 dB	4.3
VSWR	462.5 ~ 467.5	-	1.4	2.0
Absolute Attenuation	0.3 ~ 452.5	25 dB	27 dB	-
	452.5 ~ 457.5	43 dB	52 dB	-
	485.0 ~ 510.0	25 dB	31 dB	-
	510.0 ~ 1200.0	20 dB	30 dB	-
	1200.0 ~ 2000.0	35 dB	43 dB	-
Tx → Rx		Specifications		
Parameters Description	Condition [MHz]	Minimum	Typical	Maximum
Isolation	452.5 ~ 457.5	43 dB	53 dB	-
	462.5 ~ 467.5	37 dB	57 dB	-
Parameters Description		Minimum	Typical	Maximum
Operation Temperature Range		-30°C	-	+80°C
Storage Temperature Range		-40°C	-	+85°C
Maximum DC Voltage		0 V		
Maximum Input Power		1.0 W > 50000 Hours, CW tone (Ta = +50°C) W		
Input Impedance		50Ω		
Output Impedance		50Ω		
Package type & size		K2		
Length x Width		5.0 x 5.0 mm ²		
Height		1.8 mm		



455-465 MHz Saw Duplexer

P/N: AM455-465SD329

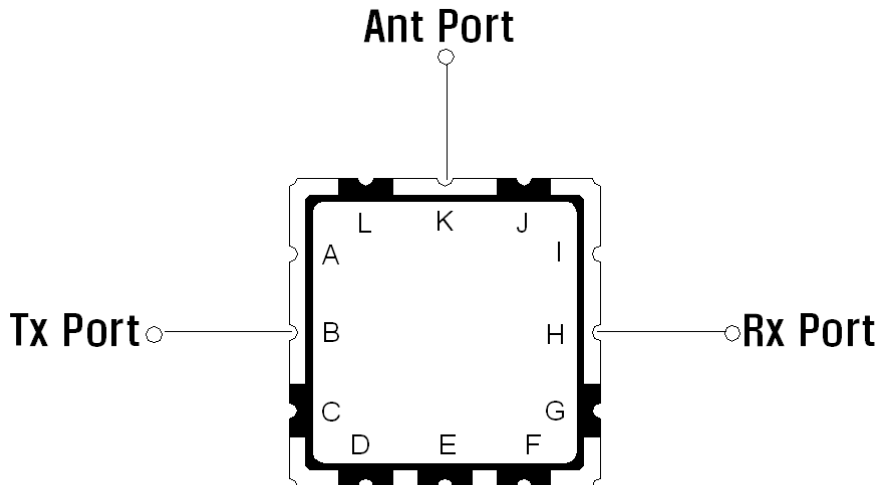
Package Dimensions:



Marking Descriptions	
A	Application
T	Series Number
a	Date Code(Year)
b	Date Code(Month)

Pin Description	
A, C, D, E, F, G, I, J, L	Ground
H	Receiver
K	Antenna
B	Transmitter

Testing Environment:



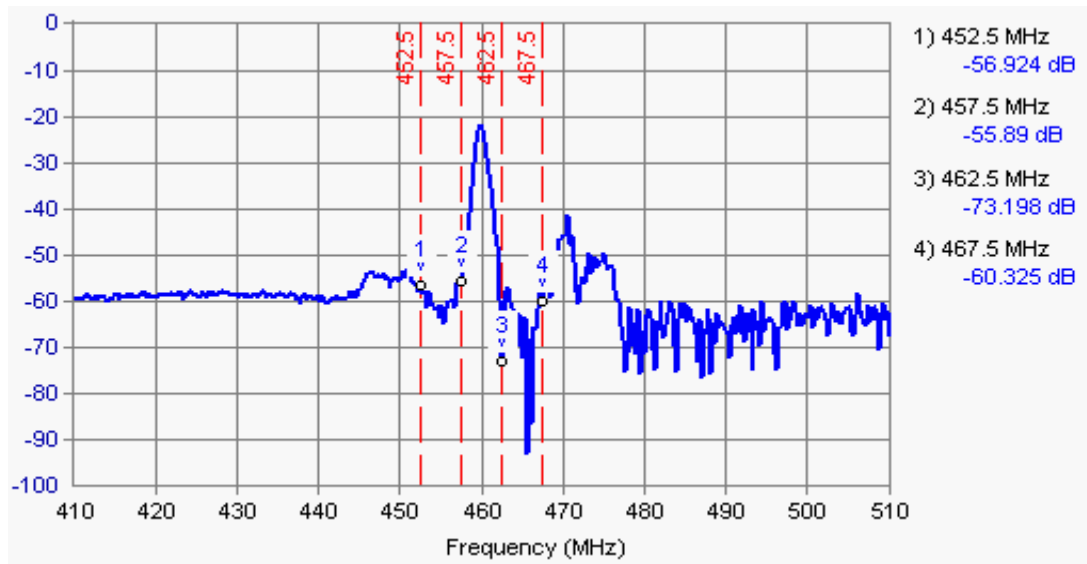
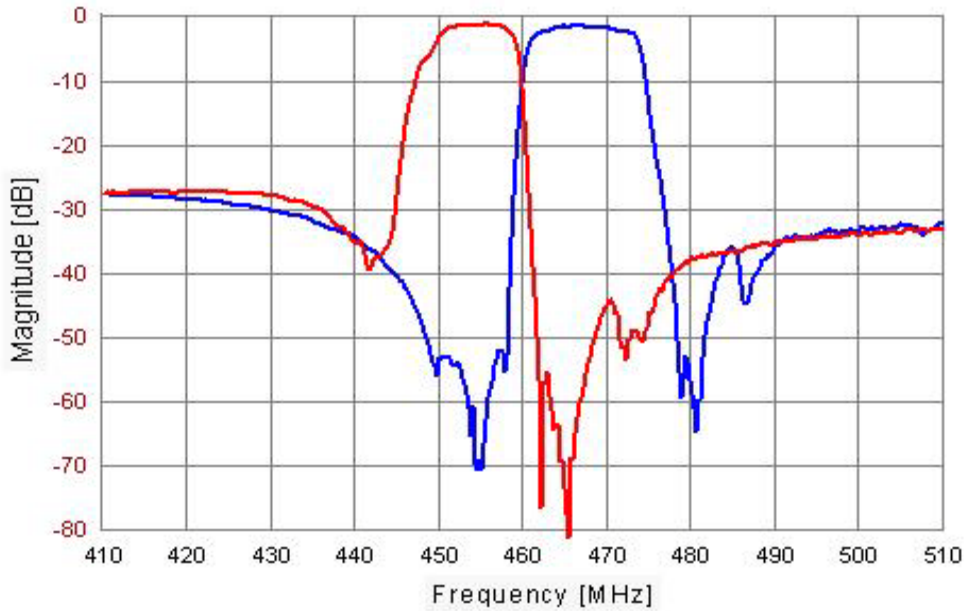


455-465 MHz Saw Duplexer

P/N: AM455-465SD329

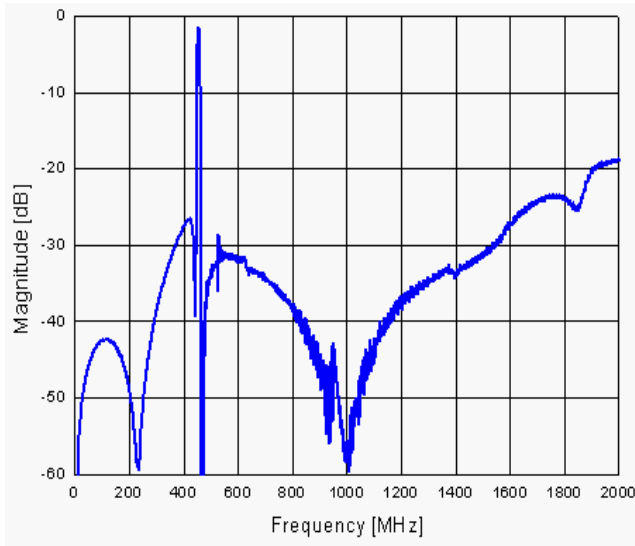
Frequency Characteristics:

Tx to Ant, Ant to Rx

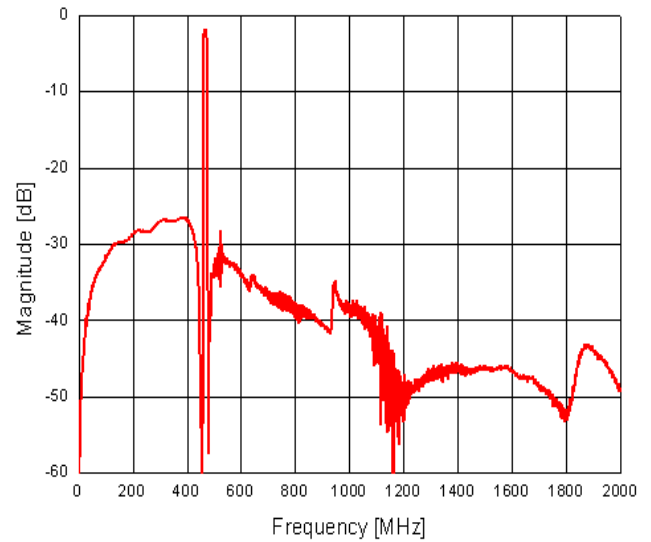




Tx to Ant

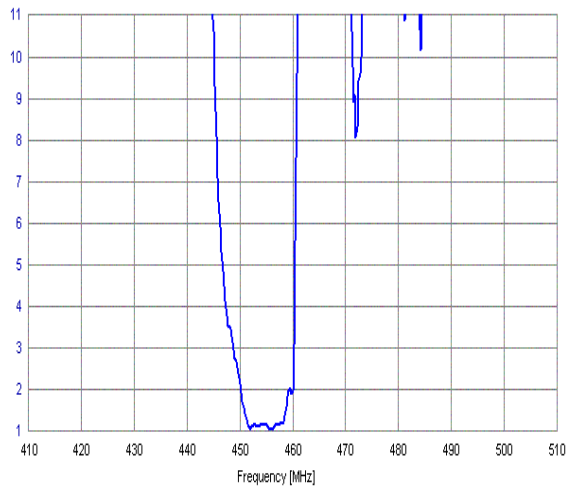


Ant to Rx

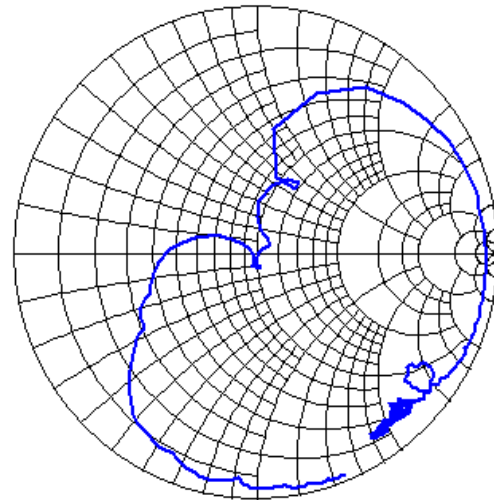


Tx Port

Smith Chart



VSWR

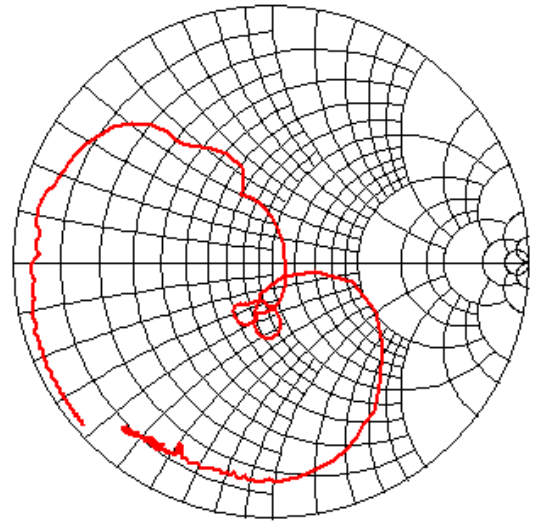
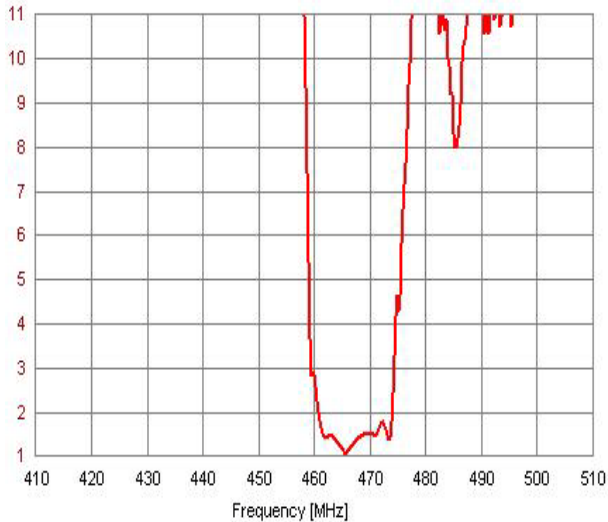




455-465 MHz Saw Duplexer

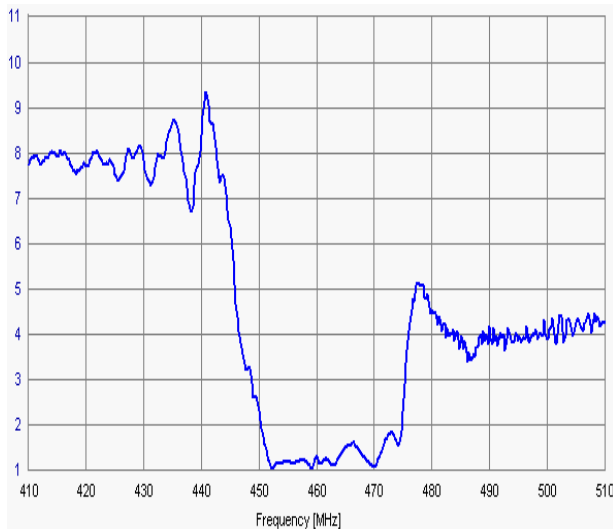
P/N: AM455-465SD329

Rx Port



Ant Port

Smith Chart



VSWR

