



## Main

Range of Product	Harmony Electromechanical Relays
Series name	Interface relay
Product or Component Type	Plug-in relay
Device short name	RXG
Contacts type and composition	2 C/O

## Complementary

Contacts material	Silver alloy (AgSnO <sub>2</sub> In <sub>2</sub> O <sub>3</sub> )
Maximum contact resistance	100 mOhm
[I <sub>th</sub> e] conventional enclosed thermal current	5 A -40...131 °F (-40...55 °C)
[I <sub>e</sub> ] rated operational current	5 A 30 V DC) UL 5 A 30 V DC) IEC 5 A 250 V AC) IEC 5 A 250 V AC) UL
Maximum switching voltage	250 V AC 30 V DC
Load current	5 A 250 V AC
Maximum switching capacity	1250 VA
Minimum switching capacity	50 mW at 10 mA, 5 V DC
Operating rate	<= 1800 cycles/hour under load <= 18000 cycles/hour no-load
Utilisation coefficient	20 %
Mechanical durability	10000000 cycles
Electrical durability	100000 Cycles NO resistive at 55 °C 100000 cycles NC resistive at 55 °C
[U <sub>i</sub> ] rated insulation voltage	250 V IEC 300 V CSA 300 V UL
[U <sub>imp</sub> ] rated impulse withstand voltage	6 kV 1.2/50 μs
Dielectric strength	1000 V AC between contacts with micro disconnection 5000 V AC between coil and contact with reinforced insulation 3000 V AC between poles with basic insulation
Coil resistance	1100 Ohm +/- 10 %
Insulation resistance	1000 MOhm at 500 V DC
Test levels	Level A
Mounting position	Any position
Drop-out voltage threshold	>= 0.1 U <sub>c</sub> DC
Coil insulation class	Class F
Operate time	20 ms
Release time	20 ms
[U <sub>c</sub> ] control circuit voltage	24 V DC
Safety reliability data	B10d = 100000
Colour of cover	Transparent
Torque Value	7.08 lbf.in (0.8 N.m)

Net Weight	0.04 lb(US) (0.018 kg)
Device presentation	Complete product

## Environment

Vibration resistance	3 gn +/- 0.75 mm 10...150 Hz)in operation 5 gn +/- 0.75 mm 10...150 Hz)not in operation
IP Degree of Protection	IP40
Shock resistance	20 gn in operation 100 gn not in operation
Protection category	RT I
Standards	CSA C22.2 No 14 IEC 61810-1 UL 508
Product Certifications	CSA CE EAC UL
Pollution degree	2
Overvoltage category	III
Ambient Air Temperature for Storage	-40...185 °F (-40...85 °C)
Ambient air temperature for operation	-40...158 °F (-40...70 °C)
Relative humidity	10...85 %

## Ordering and shipping details

Category	21127 - ZELIO ICE CUBE RELAYS
Discount Schedule	CP2
GTIN	3606480689390
Nbr. of units in pkg.	1
Package weight(Lbs)	7.90 oz (224 g)
Returnability	No
Country of origin	CN

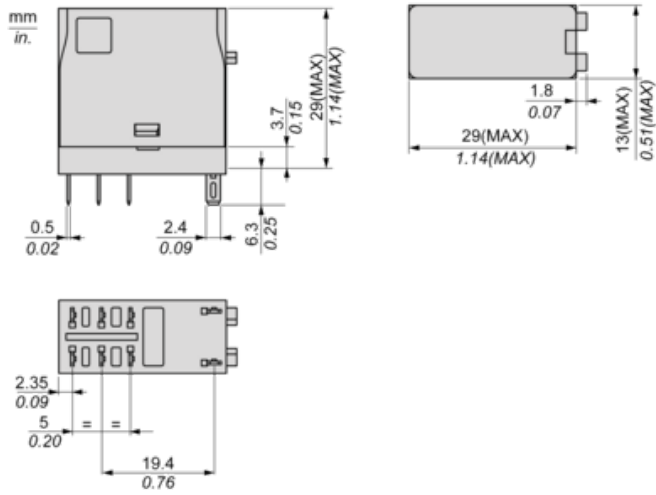
## Packing Units

Unit Type of Package 1	PCE
Package 1 Height	1.36 in (34.5 mm)
Package 1 width	3.64 in (92.5 mm)
Package 1 Length	3.39 in (86 mm)

## Offer Sustainability

Sustainable offer status	Green Premium product
California proposition 65	WARNING: This product can expose you to chemicals including: Nickel compounds, which is known to the State of California to cause cancer, and Di-isodecyl phthalate (DIDP), which is known to the State of California to cause birth defects or other reproductive harm. For more information go to <a href="http://www.P65Warnings.ca.gov">www.P65Warnings.ca.gov</a>
REACH Regulation	<a href="#">REACH Declaration</a>
REACH free of SVHC	Yes
EU RoHS Directive	Pro-active compliance (Product out of EU RoHS legal scope) <a href="#">EU RoHS Declaration</a>
Toxic heavy metal free	Yes
Mercury free	Yes
RoHS exemption information	<a href="#">Yes</a>
China RoHS Regulation	<a href="#">China RoHS Declaration</a>
Environmental Disclosure	<a href="#">Product Environmental Profile</a>

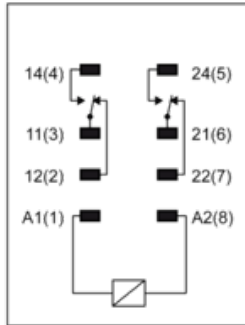
Dimensions



---

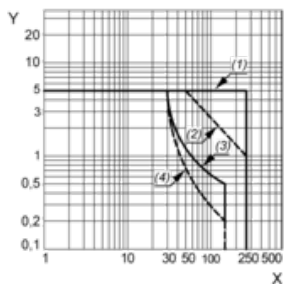
Wiring Diagram

---



Performance Curves

Maximum Switching Capacity



X : Switching voltage (V)

Y : Switching current (A)

(1) AC Resistive Load

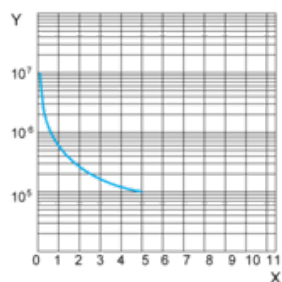
(2) AC Inductive Load  $\cos(\phi)=0.4$

(3) DC Resistive Load

(4) DC Inductive Load (L/R=7ms)

Life Expectancy

Resistive Load

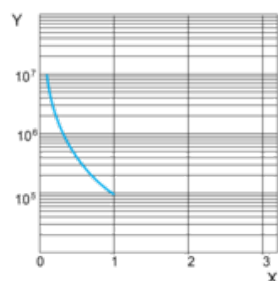


X : Contact Current (A)

Y : Operating Cycle Number

Life Expectancy

Inductive Load



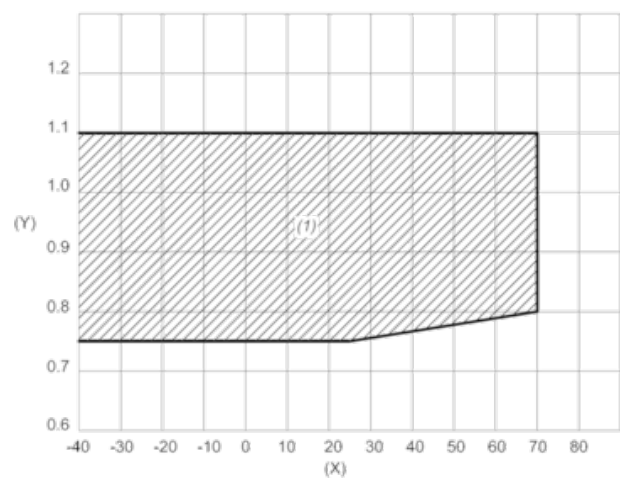
X : Contact Current (A)

Y : Operating Cycle Number

NOTE: These are typical curves, actual durability depends on load, environment, duty cycle, etc.

Coil Operating Range

## DC Coil Operating Range VS Ambient Temperature



X : Ambient temperature (°C)

Y : Coil voltage (U/Uc)

(1) Permitted operating range area