




### Achromate VIS, Positiv, Durchmesser 3 - 31.5 mm, gefasst

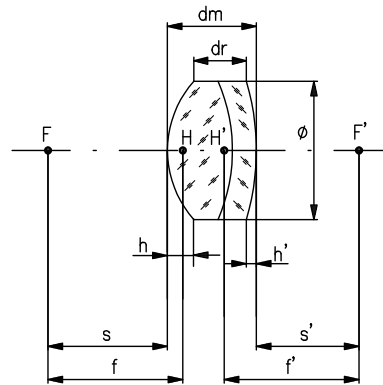
- Minimale chromatische Längsaberration
- Minimale sphärische Aberration
- Minimale Wellenfrontdeformation
- Sehr enge Brennweitentoleranz
- Mit Breitband-Antireflexschicht ARB2 VIS
- Kompatibel zur Mikrobank  oder Nanobank 

- Zwei Linsen verkittet
- Belastbarkeit > 2 kW/cm<sup>2</sup> cw (488/514 nm)
- Belastbarkeit > 200 mJ/cm<sup>2</sup> für Pulse 10 ns (1064 nm)

### Achromats VIS, Positive; Dia. 3 mm to 31.5 mm, Mounted

- *Minimal longitudinal chromatic aberration*
- *Minimal spherical aberration*
- *Minimal wavefront distortion*
- *Tight focal length tolerance*
- *Broadband anti-reflection coated with ARB2 VIS*
- *Achromats in Nanobench  and Microbench  mounts fitting directly to these LINOS systems*

- *Cemented doublets*
- *Damage thresholds > 2 kW/cm<sup>2</sup> cw (488/514 nm)*
- *Damage thresholds > 200 mJ/cm<sup>2</sup> for pulses of 10 ns (1064 nm)*



f	focal length
s	object distance
s'	image distance
$\varnothing$	lens diameter
dm	center thickness
dr	edge thickness
h	primary vertex ( $h=dm-dr-h'$ )
h'	sagittal height secondary vertex
F, F'	focal points
H, H'	principal points

Tolerances:  
Focal length f:  $\pm 1\%$   
Image distance s':  $\pm 1\%$

### A closer look



Die Spezifikationen der Fassungen wie Abmessungen, Toleranzen etc. finden Sie im Kapitel "Aufbaumaterial", Abschnitt "Mikrobank- und Nanobank Fassungen".

*For specifications of the mounts, such as dimensions, tolerances, etc., please look at chapter "Mounts and Posts", section "Mounts for Microbench and Nanobench".*

Achromate VIS, Positiv, Durchmesser 3 - 31.5 mm, gefasst  
 Achromats VIS, Positive; Dia. 3 mm to 31.5 mm, Mounted

Fassung	Brennweite (mm)	Ø (mm)	Freier-Ø (mm)	Fassung, Außen-Ø D (mm)	dm (mm)	dr (mm)	h' (mm)	s' <sub>546 nm</sub> (mm)	f' <sub>546 nm</sub> (mm)	C*	Part No.
Mount	Focal length (mm)	Ø (mm)	Clear Ø (mm)	Mount, outer-Ø D (mm)	dm (mm)	dr (mm)	h' (mm)	s' <sub>546 nm</sub> (mm)	f' <sub>546 nm</sub> (mm)	C*	Part No.
☒	4	3	2.5	16	2.4	1.8	0.2	2.83	4	1	G052001000
☒	5	3	2.5	16	3.1	2.6	0.2	3.6	5	1	G052002000
☒	6	3	2.5	16	2.7	2.2	0.1	4.68	5.95	1	G052003000
☒	8	6	5	16	5	3.7	0.4	5.48	8	1	G052021000
☒	10	6	5	16	3	2.1	0.2	8.88	10.38	1	G052004000
☒	13	6	5	16	4.9	4.1	0.2	10.53	13	1	G052022000
☒	18	6	5	16	3.7	3.2	0.1	16.07	18	1	G052023000
☒	16	8	7	16	3.5	2.4	0.2	14.53	16.32	2	G052005000
☒	20	10	9	16	4.1	2.8	0.3	18.44	20.6	2	G052006000
☒	25	12.5	11.5	16	5.5	4	0.3	22.38	25.33	2	G052007000
☒	30	12.5	11.5	16	5	3.7	0.3	27.59	30.24	2	G052008000
☒	35	12.5	11.5	16	5	3.9	0.2	32.39	35.04	2	G052009000
☒	40	12.5	11.5	16	6.3	5.1	0.4	37.24	40.09	2	G052010000
☒	45	12.5	11.5	16	5.5	4.4	0.3	42.51	45.02	2	G052011000
☒	50	12.5	11.5	16	5	4.1	0.3	47.65	50.01	2	G052012000
☒	60	12.5	11.5	16	5.3	4.5	0.3	57.69	59.99	2	G052013000
☒	80	12.5	11.5	16	5.5	5.1	0.2	77.57	79.94	2	G052014000
☒	100	12.5	11.5	16	5.3	4.8	0.2	97.81	99.99	2	G052015000
☒	300	12.5	11.5	16	4	3.8	0.1	297.57	299.85	2	G052016000
☒	40	18	17	25	7	4.5	0.6	36.04	40.16	3	G063127000
☒	50	18	17	25	6.5	4.6	0.3	45.95	50.04	3	G063125000
☒	60	18	17	25	6	4.4	0.2	56.33	60.11	3	G063126000
☒	80	18	17	25	5.8	4.6	0.2	76.62	80.13	3	G063128000
☒	100	18	17	25	5.8	4.8	0.1	96.43	100.11	3	G063129000
☒	50	22.4	21.4	25	7.5	5.2	0.4	45.76	50.04	4	G063141000
☒	60	22.4	21.4	25	7	5.1	0.4	56.74	60.47	4	G063142000
☒	80	22.4	21.4	25	7	5.1	0.6	77.05	80.34	4	G063143000
☒	100	22.4	21.4	25	9	7.5	0.5	95.89	100.16	4	G063144000
☒	140	22.4	21.4	25	8	6.9	0.4	136.2	140.07	4	G063146000
☒	200	22.4	21.4	25	6	5.2	0.2	197.38	200.26	4	G063148000
☒	500	22.4	21.4	25	6	5.7	0.1	495.99	499.43	4	G063149000
☒	60	25.4	24	30	8.9	6.2	0.7	55.47	60.1	4	G063212000
☒	80	25.4	24	30	7	4.6	0.8	77.05	80.34	4	G063213000
☒	100	25.4	24	30	9	7.1	0.6	95.89	100.16	4	G063214000
☒	120	25.4	24	30	7	5.4	0.5	116.77	120.1	4	G063215000
☒	140	25.4	24	30	8	6.6	0.5	136.2	140.07	4	G063235000
☒	160	25.4	24	30	8.6	7.4	0.4	155.95	160	4	G063236000
☒	200	25.4	24	30	6	5	0.3	197.38	200.26	4	G063237000
☒	300	25.4	24	30	7	6.4	0.2	297.19	300.23	4	G063238000
☒	500	25.4	24	30	6	5.5	0.1	495.99	499.43	4	G063239000
☒	80	31.5	30	35	10.5	6.7	1.2	74.84	80.1	5	G063200000
☒	100	31.5	30	35	9.5	6.5	1	95.34	100.09	5	G063201000
☒	120	31.5	30	35	9.5	7	0.8	115.6	119.91	5	G063202000
☒	140	31.5	30	35	8	5.9	0.7	136.2	140.07	5	G063203000
☒	150	31.5	30	35	8.6	6.6	0.7	145.85	150.03	5	G063232000
☒	160	31.5	30	35	8.6	6.7	0.6	155.95	160	5	G063204000
☒	200	31.5	30	35	7	5.5	0.4	197.21	200.41	5	G063205000
☒	250	31.5	30	35	7	5.8	0.4	247.42	250.45	5	G063206000
☒	300	31.5	30	35	7	6	0.3	297.19	300.23	5	G063207000
☒	400	31.5	30	35	7	6.3	0.2	397.05	400.08	5	G063208000
☒	600	31.5	30	35	7	6.5	0.2	597.3	600.34	5	G063209000
☒	1330	31.5	30	35	6.6	6.4	0.1	1326.3	1329.4	5	G063210000

C\* Eine Tabelle mit weiteren Spezifikationen finden Sie zu Beginn dieses Kapitels.  
 Please find more specifications in the table at the beginning of this chapter.