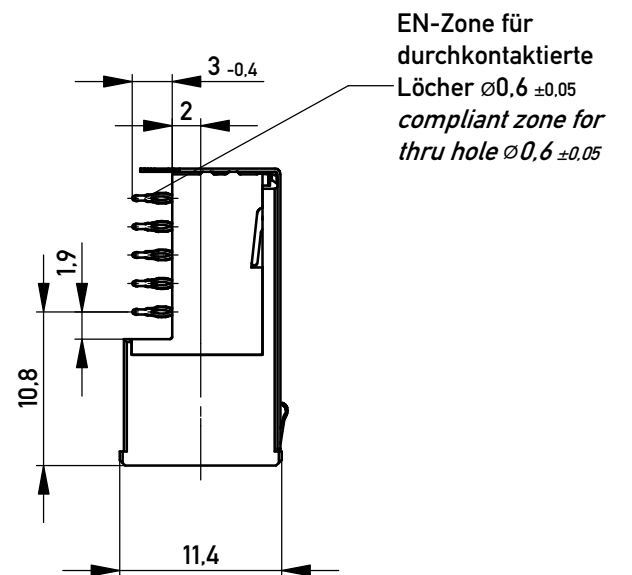
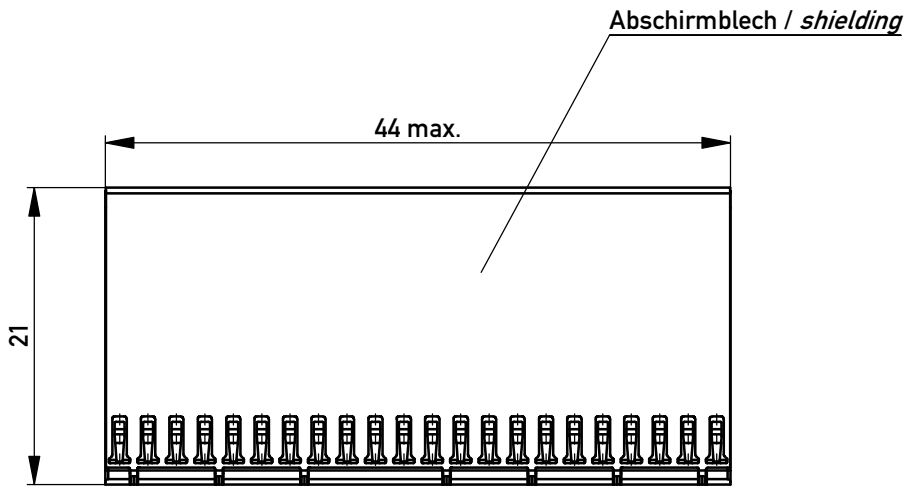
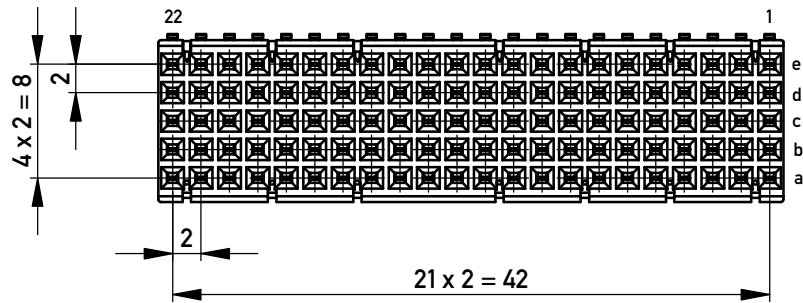
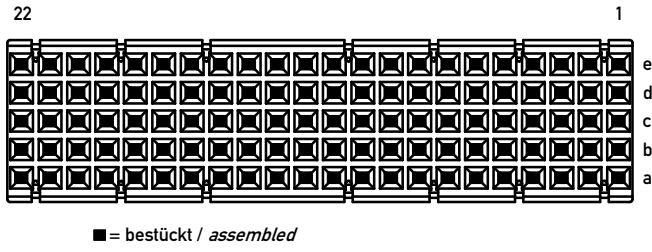
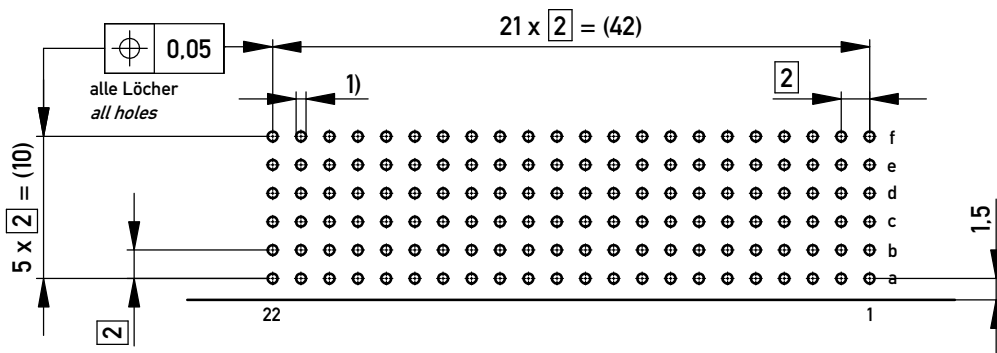


Bestückungsplan / contact layout



Lochbild für Leiterplatte
(Bestückungsseite)

Board hole pattern
(Component mounting side)



1) $\varnothing 0.6 \pm 0.05$ Durchmesser des metallisierten Loches
 $\varnothing 0.6 \pm 0.05$ Diameter of finished plated-through hole

$\varnothing 0.7 \pm 0.05$ Bohrungsdurchmesser des Loches
 $\varnothing 0.7 \pm 0.05$ Diameter of drilled hole

Schichtaufbau im metallisierten Loch
siehe Zeichnung 114406
Metal plating of plated through hole
see drawing 114406

Fehlende Maße und Angaben nach IEC 61076-4-101
Missing information and dimensions per IEC 61076-4-101

Abschirmblech oben montiert
shielding mounted on top
Anforderungsstufe 2 / class 2
BA2

Extra durable Au-plating!

Information:		Tolerances	Scale 2:1
All rights reserved. Only for Information. To ensure that this is the latest version of this drawing, please contact one of the ERNI companies before using.		 All Dimensions in mm	Designation
Copyright by ERNI GmbH Proprietary notice pursuant to ISO 16016 to be observed.		Subject to modification without prior notice. Drawing will not be updated.	ERmet Federleiste B22 ERmet Female Type B22
a	25.06.2012	 www.ERNI.com	454364
Index	Date	Class	I A3 ERMB22