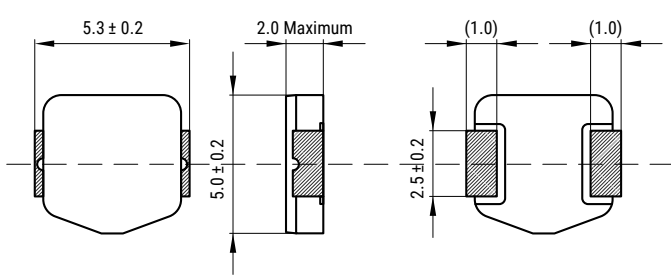
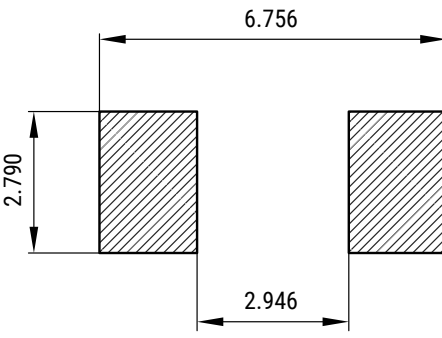
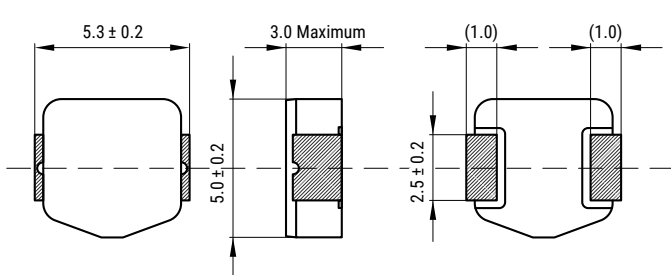
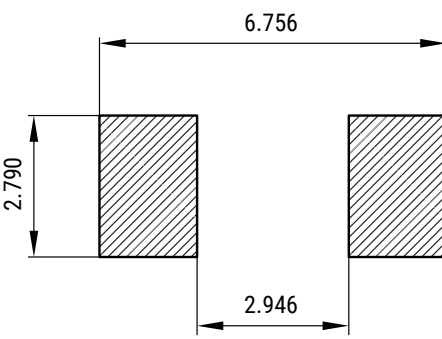
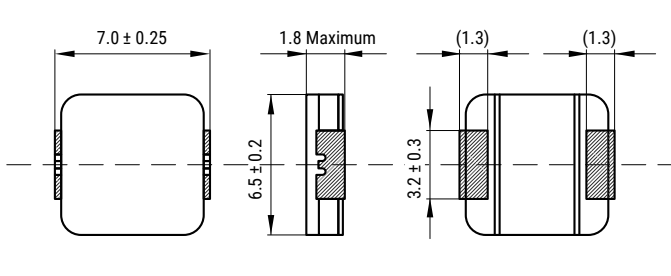
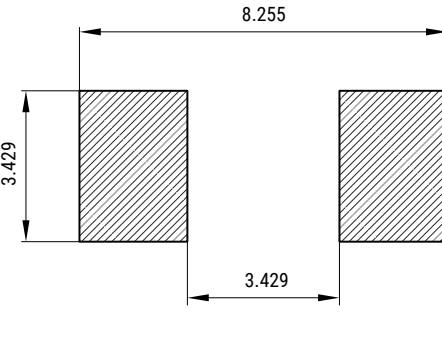
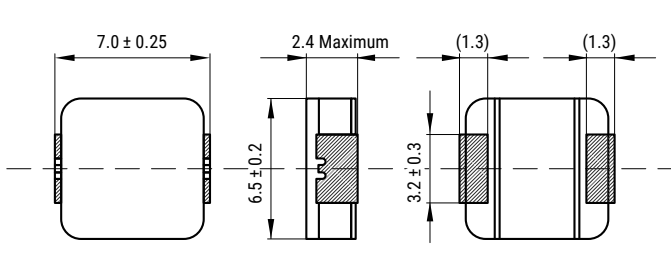
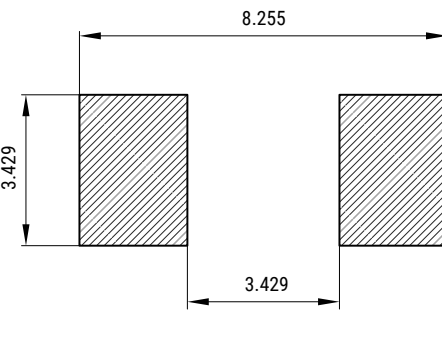


MCI High Speed Switching Consumer METCOM Powder Inductor Engineering Kit

Sample Kit Contents

KEMET Part Number	Inductance (μH) at 100 kHz, 1 mA	Inductance Tolerance	Rated Current (A) I_{rms} (Reference)	DC Resistance (m Ω) Typical	Thickness (mm) Maximum	Temperature	Quantity
MPX1D0520LR15	0.15	20%	16.9	3.90	2.0	-55/+155°C	2
MPX1D0520LR22	0.22	20%	15.0	5.00	2.0	-55/+155°C	2
MPX1D0520LR47	0.47	20%	12.0	7.80	2.0	-55/+155°C	2
MPX1D0520LR1R0	1.00	20%	7.6	18.90	2.0	-55/+155°C	2
MPX1D0530LR15	0.15	20%	22.0	2.80	3.0	-55/+155°C	2
MPX1D0530LR22	0.22	20%	18.4	3.90	3.0	-55/+155°C	2
MPX1D0530LR47	0.47	20%	13.8	6.90	3.0	-55/+155°C	2
MPX1D0530LR1R0	1.00	20%	10.7	11.50	3.0	-55/+155°C	2
MPX1D0618LR10	0.10	20%	18.9	2.80	1.8	-55/+155°C	2
MPX1D0618LR15	0.15	20%	16.2	3.80	1.8	-55/+155°C	2
MPX1D0618LR22	0.22	20%	13.7	5.30	1.8	-55/+155°C	2
MPX1D0618LR47	0.47	20%	10.7	8.50	1.8	-55/+155°C	2
MPX1D0618LR1R0	1.00	20%	7.1	19.30	1.8	-55/+155°C	2
MPX1D0624LR10	0.10	20%	26.6	1.80	2.4	-55/+155°C	2
MPX1D0624LR15	0.15	20%	23.2	2.30	2.4	-55/+155°C	2
MPX1D0624LR22	0.22	20%	19.4	3.30	2.4	-55/+155°C	2
MPX1D0624LR47	0.47	20%	15.4	5.20	2.4	-55/+155°C	2
MPX1D0624LR1R0	1.00	20%	10.8	10.50	2.4	-55/+155°C	2
MPX1D0630LR10	0.10	20%	31.1	1.50	3.0	-55/+155°C	2
MPX1D0630LR15	0.15	20%	27.6	1.90	3.0	-55/+155°C	2
MPX1D0630LR22	0.22	20%	23.3	2.60	3.0	-55/+155°C	2
MPX1D0630LR47	0.47	20%	18.7	4.00	3.0	-55/+155°C	2
MPX1D0630LR1R0	1.00	20%	13.1	8.20	3.0	-55/+155°C	2
MPX1D0830LR22	0.22	20%	30.7	1.90	3.0	-55/+155°C	2
MPX1D0830LR47	0.47	20%	24.0	3.10	3.0	-55/+155°C	2
MPX1D0830LR1R0	1.00	20%	17.6	5.70	3.0	-55/+155°C	2
MPX1D0840LR22	0.22	20%	35.4	1.50	4.0	-55/+155°C	2
MPX1D0840LR47	0.47	20%	25.8	2.70	4.0	-55/+155°C	2
MPX1D0840LR1R0	1.00	20%	20.8	4.20	4.0	-55/+155°C	2
MPX1D1040LR22	0.22	20%	32.7	1.60	4.0	-55/+155°C	2
MPX1D1040LR47	0.47	20%	26.4	2.40	4.0	-55/+155°C	2
MPX1D1040LR1R0	1.00	20%	21.1	3.80	4.0	-55/+155°C	2
MPX1D1235LR15	0.15	20%	39.9	1.30	3.5	-55/+155°C	2
MPX1D1235LR22	0.22	20%	35.2	1.60	3.5	-55/+155°C	2
MPX1D1235LR47	0.47	20%	28.9	2.30	3.5	-55/+155°C	2
MPX1D1235LR1R0	1.00	20%	21.5	4.20	3.5	-55/+155°C	2
MPX1D1250LR22	0.22	20%	42.7	1.20	5.0	-55/+155°C	2
MPX1D1250LR47	0.47	20%	34.8	1.80	5.0	-55/+155°C	2
MPX1D1250LR1R0	1.00	20%	28.8	2.60	5.0	-55/+155°C	2
MPX1D1264LR22	0.22	20%	53.0	1.10	6.4	-55/+155°C	2
MPX1D1264LR47	0.47	20%	38.2	1.70	6.4	-55/+155°C	2
MPX1D1264LR1R0	1.00	20%	32.2	2.30	6.4	-55/+155°C	2
MPX1D1740LR47	0.47	20%	34.0	1.80	4.0	-55/+155°C	2
MPX1D1740LR1R0	1.00	20%	30.0	2.30	4.0	-55/+155°C	1
MPX1D1770LR47	0.47	20%	52.5	1.00	7.0	-55/+155°C	1
MPX1D1770LR1R0	1.00	20%	38.0	1.80	7.0	-55/+155°C	1
MPX1D2213LR47	0.47	20%	90.0	0.48	13.0	-55/+155°C	1
MPX1D2213LR1R0	1.00	20%	74.0	1.00	13.0	-55/+155°C	1
KEMET Part Number	Inductance (μH) at 100 kHz, 1 mA	Inductance Tolerance	Rated Current (A) I_{rms} (Reference)	DC Resistance (mΩ) Typical	Thickness (mm) Maximum	Temperature	Quantity

Dimensions

Case Size	Dimensions (mm)	Land Pattern (mm)
MPX1D0520		
MPX1D0530		
MPX1D0618		
MPX1D0624		

Dimensions cont.

Case Size	Dimensions (mm)	Land Pattern (mm)
MPX1D0630	<p>7.0 ± 0.25 3.0 Maximum (1.3) (1.3) 6.5 ± 0.2 3.2 ± 0.3</p>	<p>8.255 3.429 3.429</p>
MPX1D0830	<p>8.65 ± 0.25 3.0 Maximum (1.3) (1.3) 8.0 ± 0.2 5.1 ± 0.3</p>	<p>9.652 5.334 4.826</p>
MPX1D0840	<p>8.65 ± 0.25 4.0 Maximum (1.3) (1.3) 8.0 ± 0.2 5.1 ± 0.3</p>	<p>9.652 5.334 4.826</p>
MPX1D1040 For values up to 1.5 μH or below	<p>10.8 ± 0.30 4.0 Maximum (2.0) (2.0) 10.0 ± 0.2 4.7 ± 0.3</p>	<p>12.192 4.953 5.842</p>

Dimensions cont.

Case Size	Dimensions (mm)	Land Pattern (mm)
MPX1D1235 For values up to 0.47 μ H or below		
MPX1D1235 For values from 0.68 μ H or above		
MPX1D1250		
MPX1D1264		

Dimensions cont.

Case Size	Dimensions (mm)	Land Pattern (mm)
MPX1D1740		
MPX1D1770		
MPX1D2213		