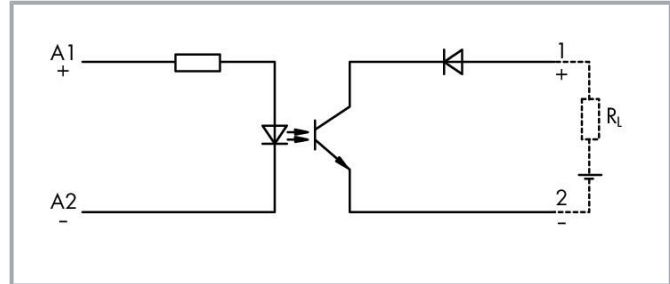


Data sheet | Item number: 286-791

Optocoupler module; Nominal input voltage: 24 VDC; Output voltage range: 20 ... 60 VDC; Limiting continuous current: 0.1 A; 2-wire connection; Frequency: 3 kHz; Red status indicator; Module width: 10 mm; gray


www.wago.com/286-791



Subject to changes. Please also observe the further product documentation!

WAGO GmbH & Co. KG
Hansastr. 27
32423 Minden
Phone: +49571 887-0 | Fax: +49571 887-169
Email: info.de@wago.com | Web: www.wago.com

Do you have any questions about our products?
We are always happy to take your call at +49 (571) 887-44222.

**Data****Notes**

Note

Optocouplers and solid state relays are designed for use in signal processing networks, which are not supplied by the low-voltage power supply networks.

Technical data**Control Circuit**

Nominal input voltage U_N	DC 24 V
Input voltage range (high level)	DC 15 ... 30 V
Nominal input current at U_N	14 mA

Load circuit

Circuit type	2-wire connection
Limiting continuous current	0.1 A
Output voltage range	DC 20 ... 60 V
Voltage drop at output (max.)	\leq DC 2 V
Leakage current at rated voltage	\leq 2 μ A
Turn-on time	\leq 10 μ s

Subject to changes. Please also observe the further product documentation!



Turn-off time	≤ 50 μs
Switching frequency	≤ 3 kHz

Safety and protection

Rated voltage	300 V
Overvoltage category	II
Pollution degree	2
Dielectric strength (control/load circuit) (AC, 1 min)	2.5 kVrms
Insulation type (control/load circuit)	Basic insulation
Protection type	IP20

Physical data

Width	10 mm / 0.394 inches
Height from upper-edge of DIN-rail	82.5 mm / 3.25 inches
Depth	52 mm / 2.047 inches

Mechanical data

Mounting type	Pluggable module for receptacle terminal blocks
---------------	---

Material Data

Color	gray
Fire load	0.508 MJ
Weight	15.3 g

Environmental requirements

Ambient temperature (operation at U_N)	-25 ... +40 °C
Ambient temperature (storage)	-25 ... +40 °C
Processing temperature	-25 ... +50 °C
Relative humidity	5 ... 95 % (no condensation permissible)
Operating altitude (max.)	2000 m

Standards and specifications

Standards/specifications	EN 61010-2-201 EN 61000-6-1 EN 61000-6-2 EN 61000-6-3
--------------------------	--

Subject to changes. Please also observe the further product documentation!

WAGO GmbH & Co. KG
Hansastr. 27
32423 Minden
Phone: +49571 887-0 | Fax: +49571 887-169
Email: info.de@wago.com | Web: www.wago.com

Do you have any questions about our products?
We are always happy to take your call at +49 (571) 887-44222.

Commercial data


Product Group	6 (INTERFACE ELECTRONIC)
eCl@ss 10.0	27-26-15-03
eCl@ss 9.0	27-26-15-03
ETIM 8.0	EC001504
ETIM 7.0	EC001504
PU (SPU)	25 (1) pcs
Packaging type	Box
Country of origin	DE
GTIN	4045454397470
Customs tariff number	85365005000

Environmental Product Compliance

RoHS Compliance Status	Compliant, No Exemption
------------------------	-------------------------




Approvals / Certificates

General approvals

Logo	Approval	Additional Approval Text	Certificate name
	EAC Brjansker Zertifizierungsstelle	TP TC 020/2011	EAC_Certificate_RU_C-DE.AM02.B.00115_19

Optional accessories

Terminal blocks

Terminal block for pluggable modules	
	Item no.: 280-608 Terminal block for pluggable modules; 4-pole; with 4-conductor terminal blocks; with orange separator; www.wago.com/280-608 for DIN-rail 35 x 15 and 35 x 7.5; 2.5 mm ² ; CAGE CLAMP®; 2,50 mm ² ; gray
	Item no.: 280-618 Terminal block for pluggable modules; 4-pole; with 2-conductor terminal blocks; with orange separator; www.wago.com/280-618 for DIN-rail 35 x 15 and 35 x 7.5; 2.5 mm ² ; CAGE CLAMP®; 2,50 mm ² ; gray
	Item no.: 280-762 Terminal block for pluggable modules; 4-pole; with 4-conductor terminal blocks; with marker carrier; www.wago.com/280-762 with orange separator; for DIN-rail 35 x 15 and 35 x 7.5; 2.5 mm ² ; CAGE CLAMP®; 2,50 mm ² ; gray

Marking accessories

Marker

Subject to changes. Please also observe the further product documentation!



Item no.: 209-701

WSB marking card; as card; not stretchable; plain; snap-on type; white

www.wago.com/209-701

Downloads

Documentation

Bid Text

286-791 docx - Datei	2019 Feb 20	docx 15.7 kB	Download
-------------------------	-------------	-----------------	----------

286-791 X81 - Datei	2019 Feb 19	xml 3.8 kB	Download
------------------------	-------------	---------------	----------

Instruction Leaflet

		pdf 1.3 MB	Download
--	--	---------------	----------

Additional Information

Disposal and Recycling Electrical and electronic equipment, Batteries, Packaging	V 1.1.0 2022 Aug 18	pdf 2.2 MB	Download
---	------------------------	---------------	----------

CAD/CAE-Data

CAD data

2D/3D Models 286-791		URL	Download
----------------------	--	-----	----------

CAE data

WSCAD Universe 286-791		URL	Download
------------------------	--	-----	----------

ZUKEN Portal 286-791		URL	Download
----------------------	--	-----	----------

Environmental Product Compliance

Compliance Search


Environmental Product Compliance 286-791		URL	Download
--	--	-----	----------

Optocoupler module; Nominal input voltage: 24 VDC; Output voltage range: 20 ... 60 VDC; Limiting continuous current: 0.1 A; 2-wire connection; Frequency: 3 kHz; Red status indicator; Module width: 10 mm; gray


Subject to changes. Please also observe the further product documentation!

Installation Notes

Installation




Coding ensures correct polarity.



Pluggable electronic modules on 2- or 4-conductor carrier terminal blocks

Marking



Marking via WMB Multi Marking System.

Testing

Subject to changes. Please also observe the further product documentation!



Function testing via touch-proof test slots

Subject to changes. Please also observe the further product documentation!