

Sensor/actuator cable - SAC-12P- 5,0-35T/FS SH SCO - 1430145

Please be informed that the data shown in this PDF Document is generated from our Online Catalog. Please find the complete data in the user's documentation. Our General Terms of Use for Downloads are valid (<http://phoenixcontact.com/download>)




Sensor/actuator cable, 12-position, PUR/PVC, black RAL 9005, shielded, free cable end, on Socket straight M12 SPEEDCON, A-coded, cable length: 5 m

Your advantages

- ✓ Easy and safe: 100% electrically tested plug-in components
- ✓ Save time, thanks to installation with SPEEDCON fast locking system
- ✓ Save space – with high-pos. connectors
- ✓ Reliable signal transmission – 360° shielding in environments with electromagnetic interference



Key Commercial Data

Packing unit	1 pc
GTIN	 4 046356 322416
GTIN	4046356322416

Technical data

Dimensions

Length of cable	5 m
Stripping length of the free conductor end	35 mm

Ambient conditions

Ambient temperature (operation)	-25 °C ... 85 °C (Plug / socket)
Degree of protection	IP65/IP68/IP69K

General

Rated current at 40°C	1.5 A
Rated voltage	30 V AC
	30 V DC
Number of positions	12
Insulation resistance	≥ 100 MΩ

Sensor/actuator cable - SAC-12P- 5,0-35T/FS SH SCO - 1430145

Technical data

General

Coding	A - standard
Standards/regulations	M12 connector IEC 61076-2-101
Status display	No
Protective circuit/component	unwired
Overvoltage category	II
Degree of pollution	3
Torque	0.4 Nm (M12 connector)

Material

Flammability rating according to UL 94	V0
Contact material	CuZn
Contact surface material	Ni/Au
Contact carrier material	PA 6.6
Material of grip body	TPU, hardly inflammable, self-extinguishing
Material, knurls	Zinc die-cast, nickel-plated
Sealing material	NBR

Standards and Regulations

Standard designation	M12 connector
Standards/regulations	IEC 61076-2-101
Flame resistance	DIN VDE 0472 part 804, test type B
Resistance to oil	DIN VDE 0472 Part 803, test type B
Other resistance	Hydrolysis and microbe resistant as per VDE 0282 section 10
Flammability rating according to UL 94	V0

Cable

Cable type	Black PUR/PVC twisted pair
Cable type (abbreviation)	35T
Cable abbreviation	LSPYwC11Y
UL AWM style	20233 / 1061 (80°C/300 V)
Conductor cross section	12x 0.14 mm ² (Signal line)
AWG signal line	26
Conductor structure signal line	18x 0.10 mm
Core diameter including insulation	1 mm ±0.05 mm (Signal line)
Wire colors	White-brown, green-yellow, gray-pink, blue-red, black-violet, gray/pink-red/blue
Twisted pairs	2 cores to the pair
Overall twist	Six pairs around the filler to the core
Shielding	Tinned copper braided shield
Optical shield covering	85 %
External sheath, color	black RAL 9005
External cable diameter D	8.5 mm ±0.2 mm
Minimum bending radius, fixed installation	5 x D

Sensor/actuator cable - SAC-12P- 5,0-35T/FS SH SCO - 1430145

Technical data

Cable

Minimum bending radius, flexible installation	10 x D
Number of bending cycles	2000000
Bending radius	85 mm
Traversing path	10 m
Traversing rate	3 m/s
Acceleration	10 m/s ²
Cable weight	87 kg/km
Outer sheath, material	PUR
Material, inner sheath	PVC
Material conductor insulation	PVC
Conductor material	Tin-plated Cu litz wires
Insulation resistance	≥ 10 MΩ*km (at 20 °C)
Conductor resistance	≤ 142 Ω/km (at 20 °C)
Nominal voltage, cable	42 V AC
Test voltage, cable	1500 V AC
Special properties	Flexible cable conduit capable
Flame resistance	According to DIN EN 60332-1-2
	According to VW-1
Resistance to oil	in accordance with DIN EN 60811-2-1
Other resistance	hydrolysis and microbe resistant according to EN 50396
Ambient temperature (operation)	-30 °C ... 80 °C (cable, fixed installation)
	-5 °C ... 80 °C (cable, flexible installation)

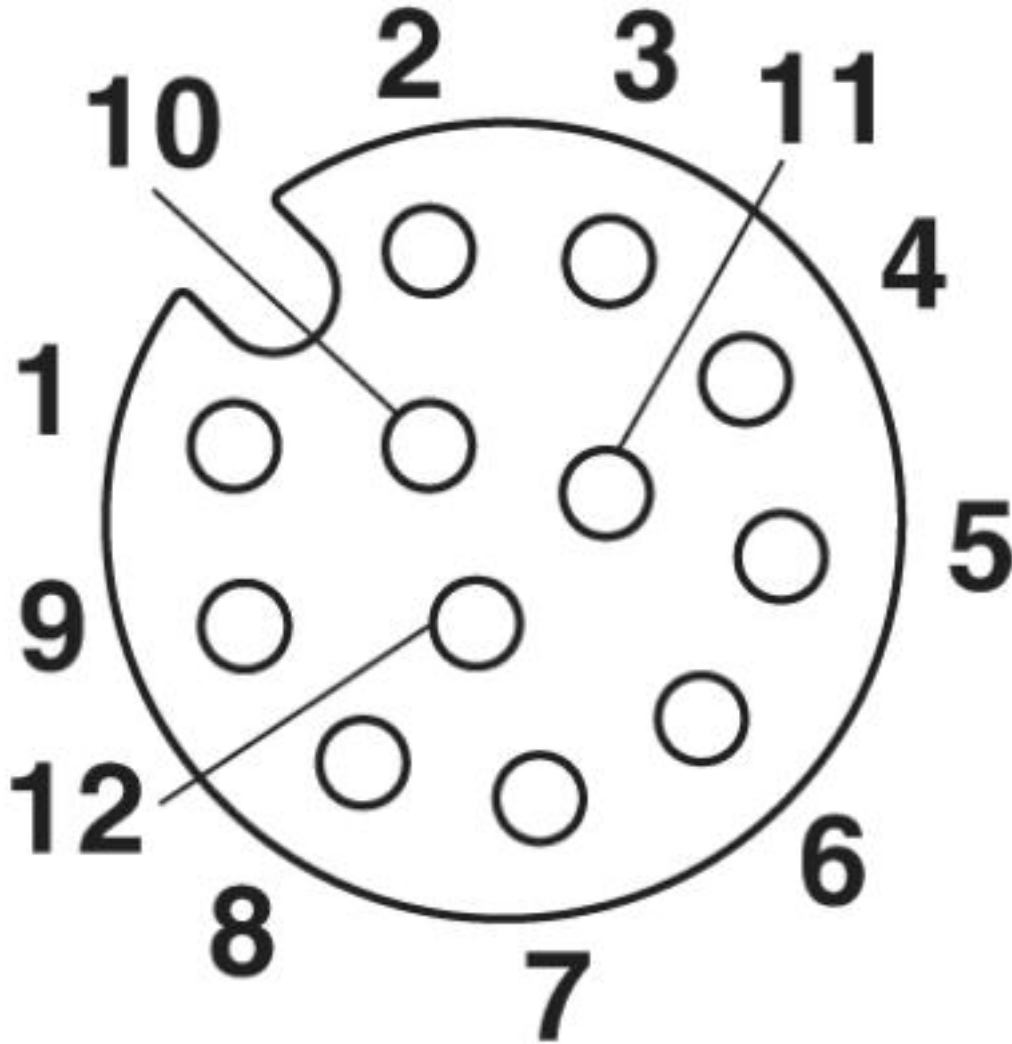
Environmental Product Compliance

REACH SVHC	Lead 7439-92-1
China RoHS	Environmentally Friendly Use Period = 50
	For details about hazardous substances go to tab "Downloads", Category "Manufacturer's declaration"

Drawings

Sensor/actuator cable - SAC-12P- 5,0-35T/FS SH SCO - 1430145

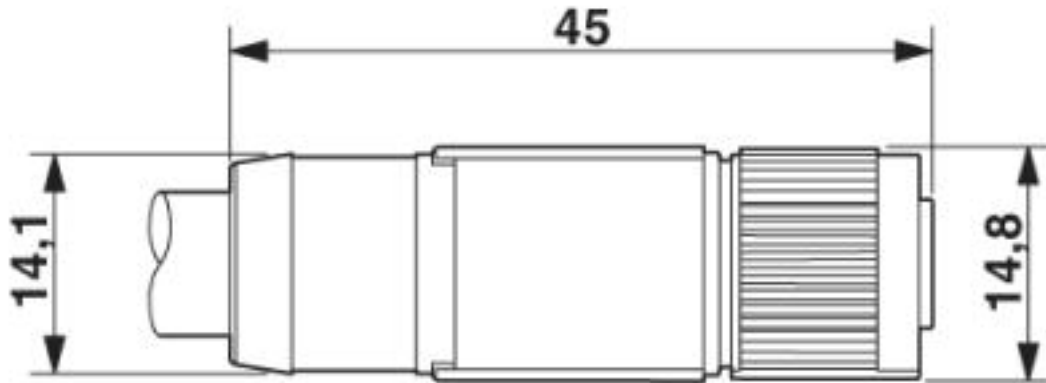
Schematic diagram



Pin assignment M12, 12-pos., female side view

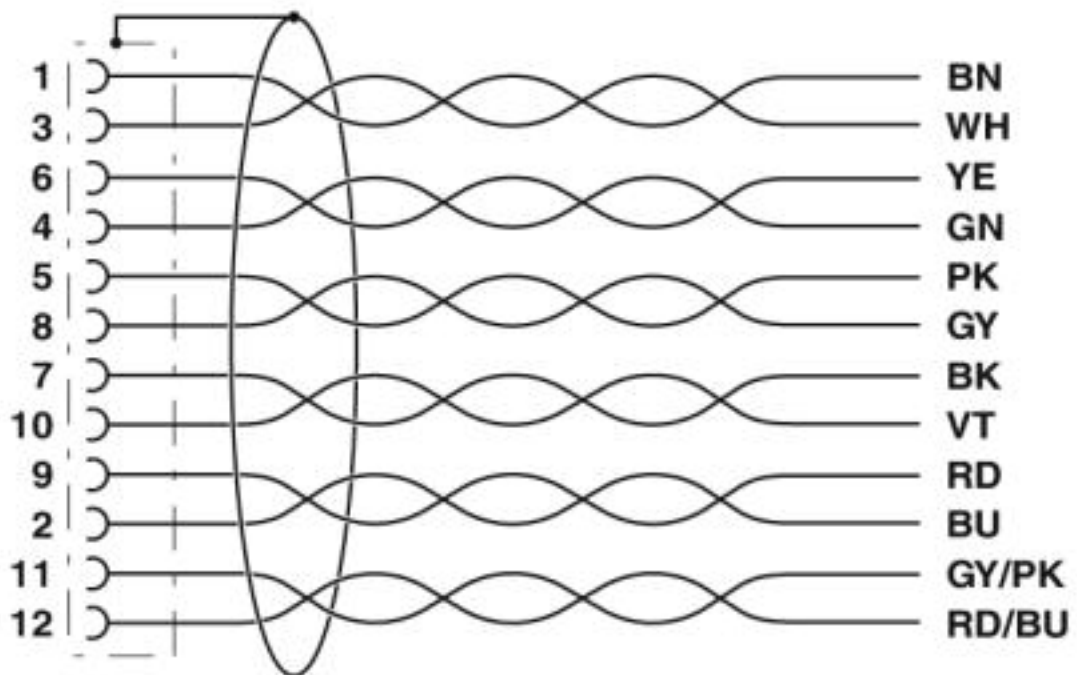
Sensor/actuator cable - SAC-12P- 5,0-35T/FS SH SCO - 1430145

Dimensional drawing



Socket M12-SPEEDCON, straight, shielded

Circuit diagram



Contact assignment of the M12 socket

Sensor/actuator cable - SAC-12P- 5,0-35T/FS SH SCO - 1430145

Cable cross section



Black PUR/PVC twisted pair [35T]

Approvals

Approvals

Approvals


EAC / UL Listed


Ex Approvals

Approval details

Sensor/actuator cable - SAC-12P- 5,0-35T/FS SH SCO - 1430145

Approvals

EAC		RU C- DE.BL08.B.00286
-----	---	--------------------------

UL Listed		http://database.ul.com/cgi-bin/XYV/template/LISEXT/1FRAME/index.htm	FILE E 221474
Nominal voltage UN		30 V	
Nominal current IN		1 A	

Phoenix Contact 2019 © - all rights reserved
<http://www.phoenixcontact.com>

PHOENIX CONTACT GmbH & Co. KG
Flachsmarktstr. 8
32825 Blomberg
Germany
Tel. +49 5235 300
Fax +49 5235 3 41200
<http://www.phoenixcontact.com>