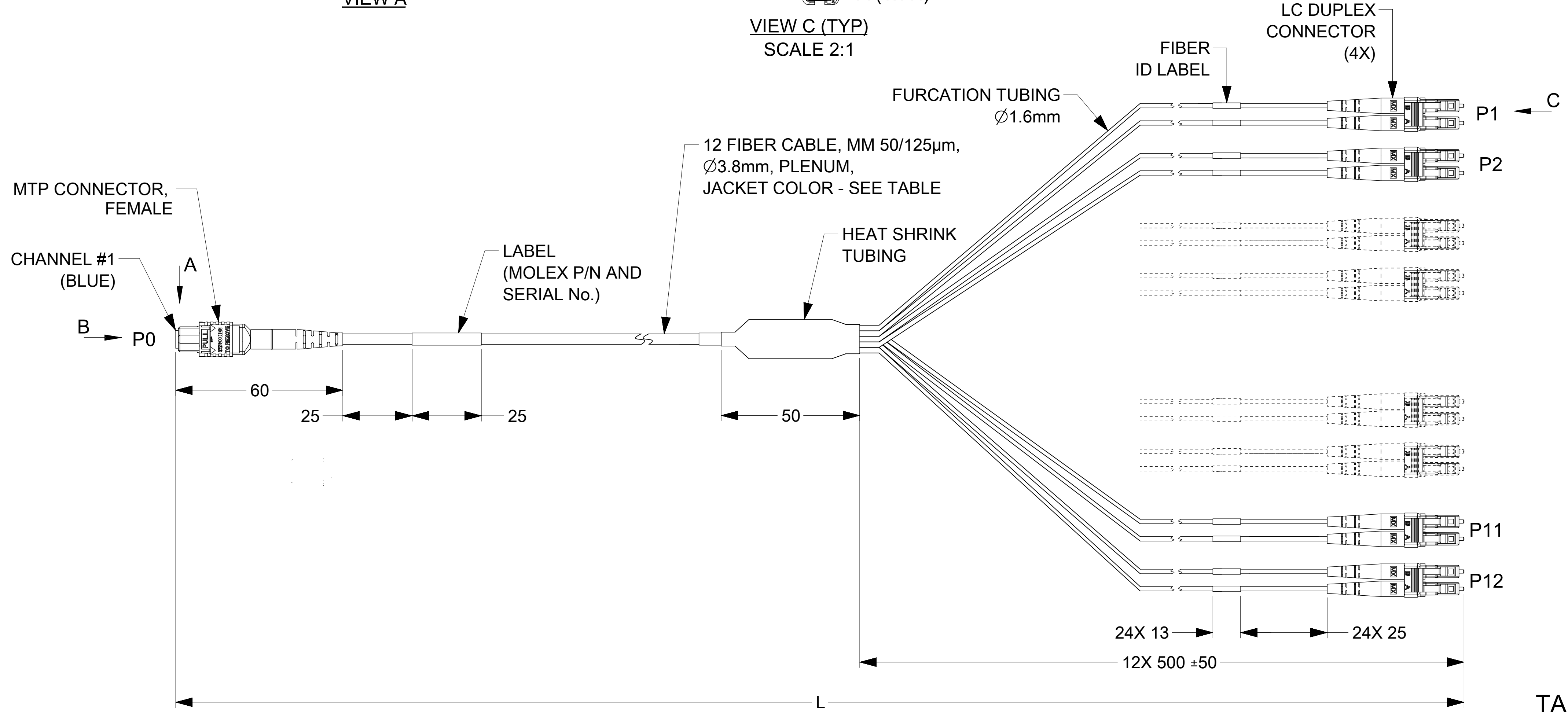
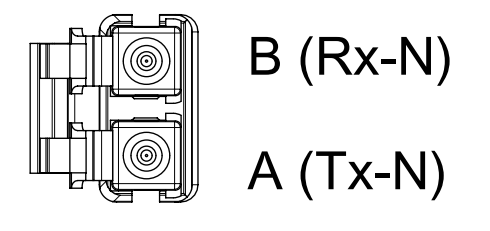
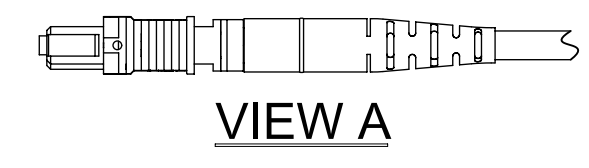
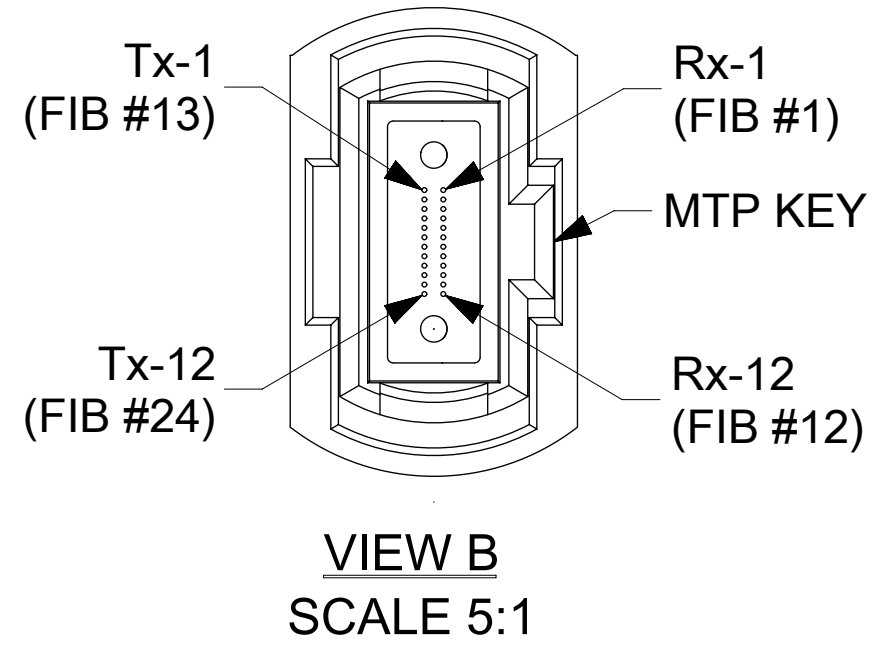


ASSEMBLY P/N				OVERALL LENGTH L (m)
STANDARD BANDWIDTH (OM2 FIBER) ORANGE CBL	HIGH BANDWIDTH (OM3 FIBER) AQUA CBL	HIGH BANDWIDTH (OM4 FIBER) AQUA CBL		
1062845001	1062845101	1062845201	1.0 +0.2/-0	
1062845002	1062845102	1062845202	3.0 +0.2/-0	
1062845003	1062845103	1062845203	5.0 +0.20/-0	
1062845004	1062845104	1062845204	10.0 +0.3/-0	
1062845005	1062845105	1062845205	15.0 +0.3/-0	

CONNECTIONS		
FROM P0	TO LC	FIBER ID
Tx-1	P1-A	Tx-1
Tx-2	P2-A	Tx-2
Tx-3	P3-A	Tx-3
Tx-4	P4-A	Tx-4
Tx-5	P5-A	Tx-5
Tx-6	P6-A	Tx-6
Tx-7	P7-A	Tx-7
Tx-8	P8-A	Tx-8
Tx-9	P9-A	Tx-9
Tx-10	P10-A	Tx-10
Tx-11	P11-A	Tx-11
Tx-12	P12-A	Tx-12
Rx-1	P1-B	Rx-1
Rx-2	P2-B	Rx-2
Rx-3	P3-B	Rx-3
Rx-4	P4-B	Rx-4
Rx-5	P5-B	Rx-5
Rx-6	P6-B	Rx-6
Rx-7	P7-B	Rx-7
Rx-8	P8-B	Rx-8
Rx-9	P9-B	Rx-9
Rx-10	P10-B	Rx-10
Rx-11	P11-B	Rx-11
Rx-12	P12-B	Rx-12



NOTE:

CABLE ASSEMBLY SPECIFICATIONS:

OPTICAL PROPERTIES	MULTIMODE 50/125 µm BEND-INSENSITIVE
FIBER TYPE	0.5/0.35 dB
CONNECTOR INSERTION LOSS MTP/LC (MAX.)	3.5/1.2 dB/km AT 850/1300 nm
CABLE ATTENUATION (MAX.)	SEE TABLE 1
OVERFILLED LAUNCH BANDWIDTH, MIN.	
ENVIRONMENTAL PROPERTIES	UL94 V-0
CONNECTOR MATERIALS	PLENUM OFNP (NFPA262/UL 910)
CABLE FLAMMABILITY RATING	-20°C TO +70°C
OPERATING TEMPERATURE RANGE	
MECHANICAL PROPERTIES	12 Tx X 12 Rx
FIBER COUNT	57mm
CABLE MIN. BEND RADIUS	20mm
SHORT TERM	10mm
LONG TERM	>3.5 N/mm
NO LOAD	
CABLE COMPRESSION FORCE	

TABLE 1

FIBER TYPE	OVERFILLED LAUNCH BANDWIDTH, MIN. (MHz-km)		10 GIGABIT ETHERNET LINK DISTANCE, MIN. (m)		EFFECTIVE MODAL BANDWIDTH (MHz-km)
	850 nm	1300 nm	850 nm	1300 nm	850 nm
STANDARD BANDWIDTH (OM2)	500	500	86	---	---
HIGH BANDWIDTH (OM3)	1500	500	300	---	2000
HIGH BANDWIDTH (OM4)	3500	550	550	---	4700

THIS DRAWING CONTAINS INFORMATION THAT IS PROPRIETARY TO MOLEX ELECTRONIC TECHNOLOGIES, LLC AND SHOULD NOT BE USED WITHOUT WRITTEN PERMISSION

DIMENSION UNITS	SCALE	CURRENT REV DESC:		molex					
mm	1:1								
GENERAL TOLERANCES (UNLESS SPECIFIED)		EC NO: 726176		MOLEX CXP OPTICAL BREAKOUT CABLE ASSEMBLY					
ANGULAR TOL ± 0.5°		DRWN: IGUMIN 2022/10/25							
4 PLACES ±		CHK'D: RWHEELER 2022/10/26		PRODUCT CUSTOMER DRAWING					
3 PLACES ±		APPR: RWHEELER 2022/10/26							
2 PLACES ±		INITIAL REVISION:		DOCUMENT NUMBER					
1 PLACE ±		DRWN: YBEDNYAK 2010/06/24							
0 PLACES ±		APPR: SMIGO 2010/07/08		DOC TYPE		DOC PART		REVISION	
DRAFT WHERE APPLICABLE MUST REMAIN WITHIN DIMENSIONS		THIRD ANGLE PROJECTION	DRAWING	SERIES	MATERIAL NUMBER	CUSTOMER	SHEET NUMBER		
			D-SIZE	106284	SEE TABLE		1 OF 1		