

Through Hole Mount 1553 Single Transformers

Ruggedized



- ⊗ Single Transformer package
- ⊗ MIL-STD-1553 Applications
- ⊗ Low profile – 0.172"
- ⊗ Height Weight: ≤3.0 grams
- ⊗ Moisture Sensitivity Level: 1

Electrical Specifications @ 25 °C – Operating Temperature –5 °C to +130 °C

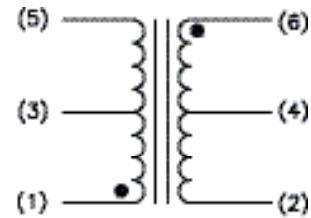
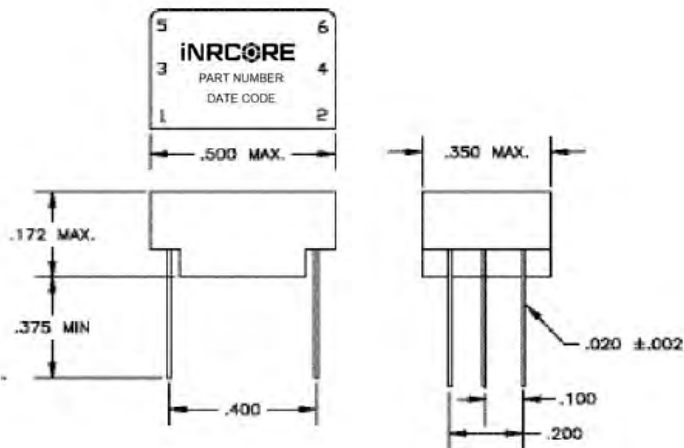
Part Number	Terminals	Ratio (±3%)	DC Resistance (Ω Max)	Impedance (Ω Min)	Droop	Overshoot	CMR	Frequency Range (No Load)	IR @ 250Vdc (Min)	DWV
X-1584	1-5:6-2	1CT:1.79CT	(1-5) 0.9 (6-2) 2.5	(6-2) 3,000	20% max	± 1V max	45dB min	75kHz to 1MHz	10K MΩ	100 Vrms
X-1596	1-5:6-2	1CT:2.5CT	(1-5) 0.9 (6-2) 2.5	(6-2) 3,000	20% max	± 1V max	45dB min	75kHz to 1MHz	10K MΩ	100 Vrms

Note: Add suffix NL to part to designate tin-plating for RoHS compliance (i.e. X-1584 would become X-1584NL)

Mechanical

Electrical Schematic

X-1584 / X-1596



Dimensions: $\frac{\text{Inches}}{\text{mm}}$

Unless otherwise specified, all tolerances are: $\pm \frac{.010}{0,25}$

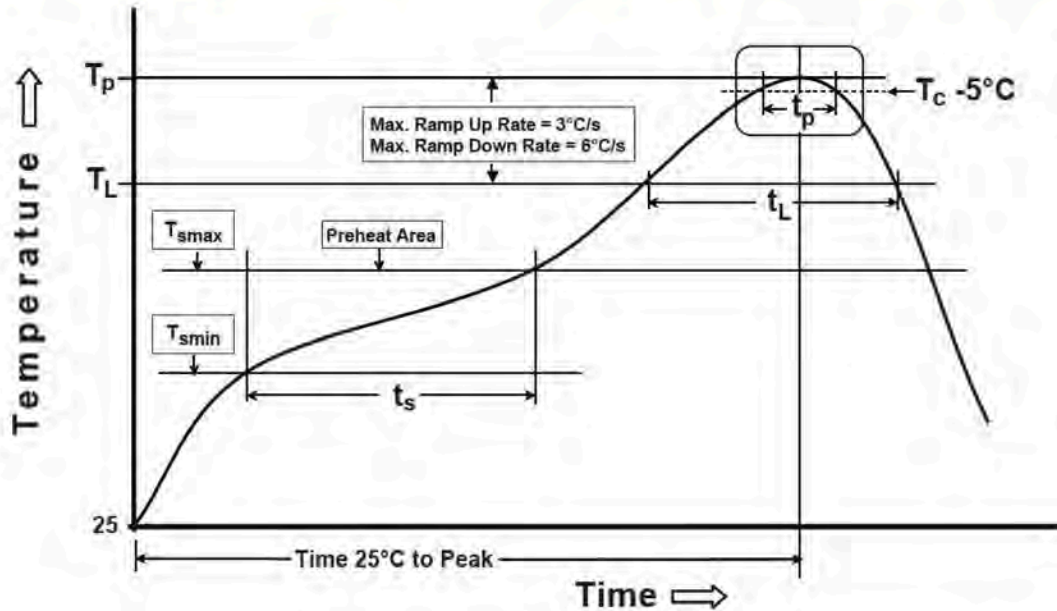


Through Hole Mount 1553 Single Transformers

Ruggedized



Tin/Lead Recommended Reflow Profile (Based on J-STD-020D)



T_{SMIN} (°C)	T_{SMAX} (°C)	T_L (°C)	T_P (°C MAX)	t_s (s)	t_L (s)	t_p (s MAX)	Ramp-up rate (T_L to T_P)	Ramp-down rate (T_P to T_L)	Time 25°C to peak temperature (s MAX)
100	150	183	235	60-120	60-150	20	3°C/s MAX	6°C/s MAX	360

Notes:

1. All temperatures measured on the package leads.
2. Maximum times of reflow cycle: 2.

For More Information

iNRCORE, LLC
311 Sinclair Road Bristol,
PA 19007-6812 U.S.A
Tel: + 1.215.781.6400
Fax: +1.215.7816430

Global Sales Representatives and Locations:
<http://www.incore.com>

Performance warranty of products offered on this data sheet is limited to the parameters specified. Data is subject to change without notice. Other brand and product names mentioned herein may be trademarks or registered trademarks of their respective owners. © Copyright, 2020. iNRCORE, LLC. All rights reserved.

