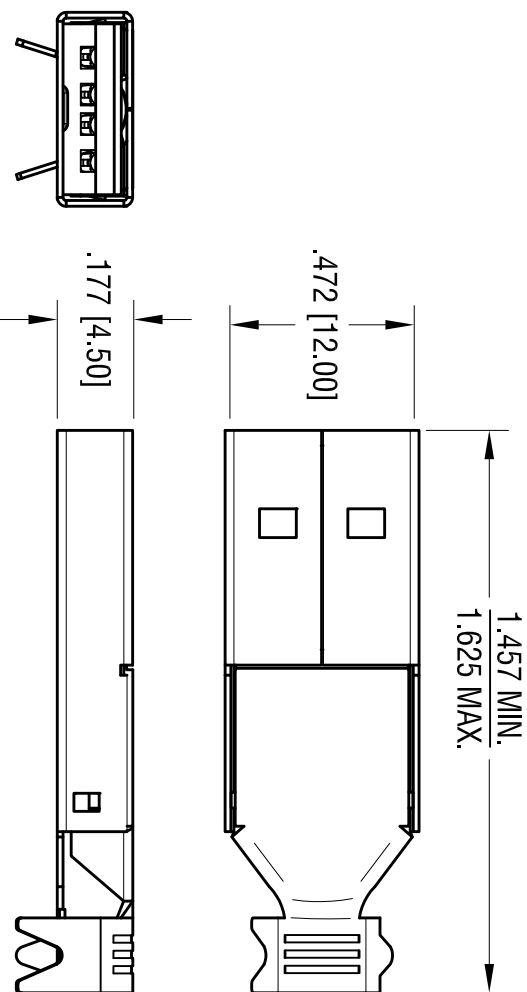
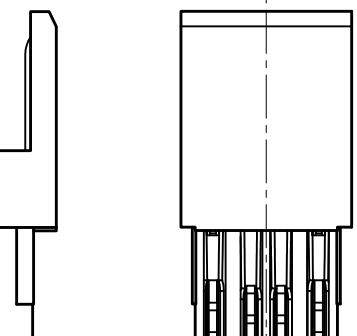
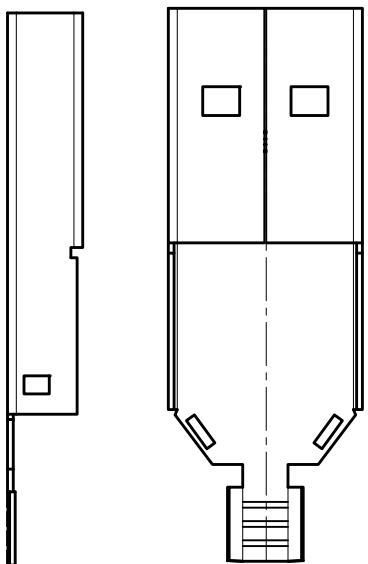


DATE	DESCRIPTION	REV.
4.14.00	CHANGE AS PER ECN 00-024	C
6.8.05	CHANGE AS PER ECN 056-035	D
6.30.08	CHANGE AS PER ECN 08-116	E
12.17.09	CHANGE AS PER ECN 09-191	F
12.21.12	CHANGE AS PER ECN 12-162	G
12.14.17	CHANGE AS PER ECN 17-076	H
7.07.20	CHANGE AS PER ECN 20-065	K

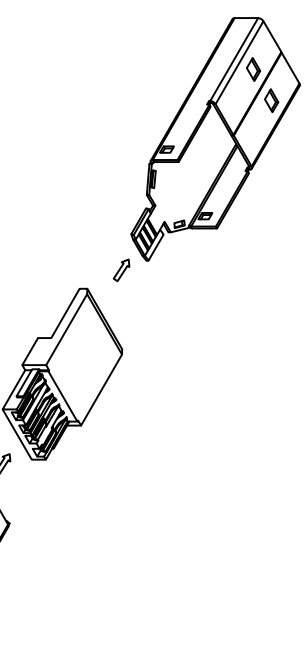
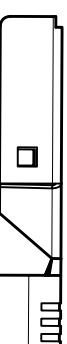
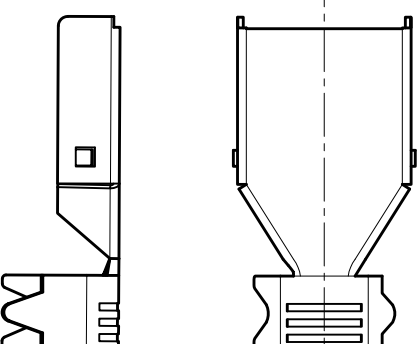


FRONT SHELL

INSULATOR BODY



REAR SHELL



Notes:

Material:

Shell: Mat'l- Steel

Finish: Nickel plate, over Copper Plate


Insulator: PBT

Contacts: Bronze

Finish:

Contact Area: Gold Plate over Nickel Plate

on Solder Tail: Tin Plate over Nickel Plate



ACTUAL SIZE

THIS DOCUMENT IS THE PROPERTY OF KEYSTONE ELECTRONICS CORP. AND SHALL NOT BE REPRODUCED, DISTRIBUTED OR USED AS A BASIS FOR MANUFACTURE WITHOUT PRIOR WRITTEN PERMISSION FROM KEYSTONE ELECTRONICS CORP.

KEYSTONE ELECTRONICS CORP.			
www.keystonelco.com • NEW HYDE PARK, NY 11040 • Tel (516) 328-7500			
PART NAME		USB-A-TYPE PLUG	
MATERIAL		AS NOTED	
FINISH		AS NOTED	
TOLERANCES	INCH	[MM]	CODE
DECIMAL	± .010	[± 0.25]	C
ANGULAR	± 1°		
UNLESS OTHERWISE SPECIFIED			
DRN BY	BOONE	DATE	6.18.98
APP'D	RH	SCALE	2X
DWG NO.		925	