

Type 2 surge protection base element - VAL-MS-T1/T2 BE/O-FM - 2905652

Please be informed that the data shown in this PDF Document is generated from our Online Catalog. Please find the complete data in the user's documentation. Our General Terms of Use for Downloads are valid (<http://phoenixcontact.com/download>)



Base element for type 1/2 arresters from the VALVETRAB MS T1/T2 product range, with remote indication contact. Version: 1-channel

Product Features

- Plug-in direction parallel to the conductor axis
- Versions with and without floating remote indication contact
- Rack-mount 2U panel applications
- Accepts Type 1 and Type 2 VAL-MS plugs.
- Coding when protective plug is inserted for the first time
- DIN rail mounting



Key Commercial Data

Packing unit	1 pc
Weight per Piece (excluding packing)	1.0 g
Custom tariff number	85363030
Country of origin	United States

Technical data

Dimensions

Height	77.1 mm
Width	17.6 mm
Depth	89.2 mm

Ambient conditions

Degree of protection	IP20
	IP20
Ambient temperature (operation)	-40 °C ... 80 °C
Altitude	max. 2000 m

Type 2 surge protection base element - VAL-MS-T1/T2 BE/O-FM - 2905652

Technical data

Ambient conditions

Permissible humidity (operation)	5 % ... 95 %
Shock (operation)	25g
Vibration (operation)	5g

General

Housing material	PBT
Flammability rating according to UL 94	V0
Color	black
Mounting type	DIN rail: 35 mm
Type	DIN rail module, two-section, divisible
Number of positions	1
Surge protection fault message	Remote indicator contact
	Remote indicator contact

Protective circuit

IEC test classification	I / II
	T1 / T2
EN type	T1 / T2
Maximum continuous operating voltage U_c	600 V AC
	600 V AC
Nominal frequency f_N	50 Hz (60 Hz)
Rated load current I_L	80 A (with serial 16mm ² through wiring)
	80 A (with serial 16mm ² through wiring)
Max. backup fuse with branch wiring	160 A (gL/gG)
Max. backup fuse with V-type through wiring	80 A AC (gL/gG)
Short-circuit resistance I_p with max. backup fuse (effective)	25 kA
Short-circuit current rating I_{SCCR}	25 kA

Connection, protective circuit

Connection method	Biconnect terminal blocks
Connection type IN	Biconnect screw terminal block
Connection type OUT	Biconnect screw terminal block
Connection method	Biconnect terminal block
Screw thread	M5
Tightening torque	3 Nm ... 4.5 Nm (UL)
	27 lb _F -in. ... 40 lb _F -in. (UL)
Stripping length	16 mm
Conductor cross section flexible min.	1.5 mm ²
Conductor cross section flexible max.	25 mm ²

Type 2 surge protection base element - VAL-MS-T1/T2 BE/O-FM - 2905652

Technical data

Connection, protective circuit

Conductor cross section solid min.	1.5 mm ²
Conductor cross section solid max.	35 mm ²
Conductor cross section AWG min.	15
Conductor cross section AWG max.	2
AWG conductor cross section	15 ... 2 (IEC)
	10 ... 2 (UL)

Remote indicator contact

Connection name	Remote fault indicator contact
Switching function	PDT contact
Connection method	Screw connection
Screw thread	M2
Tightening torque	0.25 Nm
	0.25 Nm
	4 lb _f -in. (UL)
Stripping length	7 mm
Conductor cross section flexible min.	0.14 mm ²
Conductor cross section flexible max.	1.5 mm ²
Conductor cross section solid min.	0.14 mm ²
Conductor cross section solid max.	1.5 mm ²
AWG conductor cross section	28 ... 16 (IEC)
	30 ... 14 (UL)

Standards and Regulations

Standards/regulations	IEC 61643-1 2005
	EN 61643-11/A11 2007

Classifications

eCl@ss

eCl@ss 5.1	27130801
eCl@ss 6.0	27130802

ETIM

ETIM 5.0	EC000472
----------	----------

Approvals

Approvals

Type 2 surge protection base element - VAL-MS-T1/T2 BE/O-FM - 2905652

Approvals



Approvals

UL Recognized / cUL Recognized / cULus Recognized

Ex Approvals

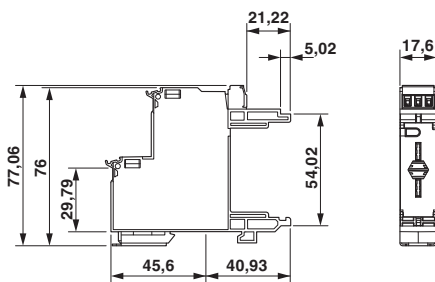
Approvals submitted

Approval details



Drawings

Dimensional drawing



Circuit diagram

