

E-SERIES LISTED

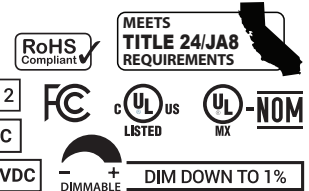
P/N: E

Constant Voltage Electronic Phase Dimmable LED Driver

The E-SERIES Listed is an electronic Class 2, phase-dimmable, LED driver with a low profile aluminum case, making it the perfect choice for tape lighting, kick/cove lighting, under cabinet lighting and multiple other residential and commercial lighting applications. The UL Listed enclosure includes a wiring compartment with two 1/2" knockouts for easy installation, eliminating the need for a separate junction box. The driver features auto reset, over current and short circuit protection as well as an efficiency over 90% -- resulting in low operating case temperature. The E-SERIES Listed is phase-dimmable down to 1% with leading edge TRIAC dimmers.



6.77" L x 2.67" W x 1.30"H



Installation: Surface-Mount Junction Box with Multiple 1/2" Knock-Outs

Driver Types: Class 2 Single Channel

Dimming: Phase Dimmable Down to 1% with Leading Edge TRIAC Dimmer

Input Voltage: 120VAC, 50/60Hz

Output Voltage: 12VDC or 24VDC Available

Environmental: NEMA 3R

Listing: UL Listed

Certifications: UL 8750, CSA C22.2 No. 250 13-14

Warranty: 5-Year Warranty

E-SERIES is also available in:

- E-SERIES UL Recognized
- EZJ-BOX
- JB-SERIES

Please refer to Magnitudeinc.com for more information.

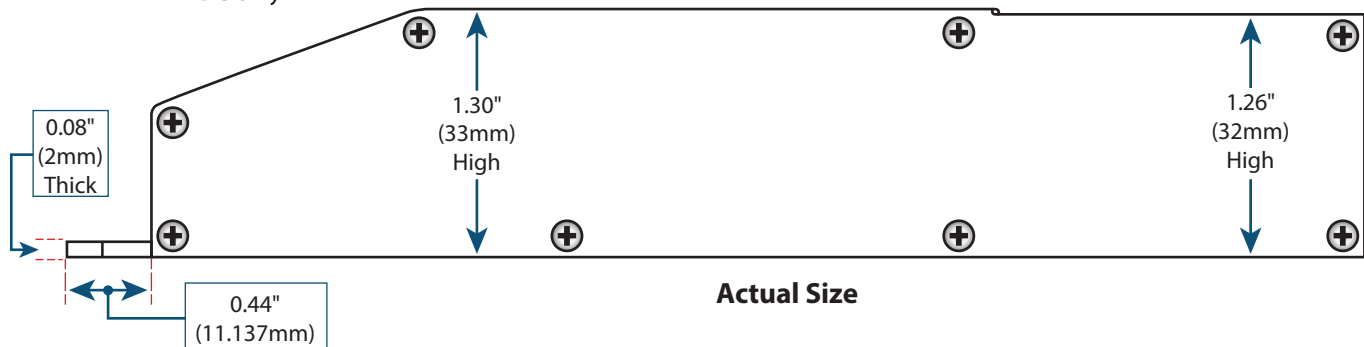
Ordering Guide

E L DC (Example: **E96L24DC**)

Type	Max Power	Listing	Output
E — E-Series	20 — 20W	L — UL Listed Enclosure	12DC — 12VDC
	40 — 40W		24DC — 24VDC
	60 — 60W		
	75 ¹ — 75W		
	96 ¹ — 96W		

¹24VDC Only

Dimensions	
Length	6.77" (171.9mm)
Width	2.67" (67.8mm)
Height	1.30" (33.0mm)



E-SERIES LISTED

Specifications

Input	20W	40W	60W	75W	96W
Input Voltage Range	120VAC ± 10%				
Input Frequency	50 / 60Hz				
Input Current	0.20A@120VAC (12VDC)	0.41A@120VAC (12VDC)	0.61A@120VAC (12VDC)	0.72A@120VAC	0.85A@120VAC
	0.20A@120VAC (24VDC)	0.41A@120VAC (24VDC)	0.61A@120VAC (24VDC)		
Efficiency	> 90% (12VDC)	> 90% (12VDC)	> 90% (12VDC)	> 90%	> 90%
	> 90% (24VDC)	> 90% (24VDC)	> 90% (24VDC)		
Power Factor	0.95				

Output	20W	40W	60W	75W	96W
Max Load					
Output Voltage @ Max Load	12.0VDC 24.0VDC	12.0VDC 24.0VDC	12.0VDC 24.0VDC	24.0VDC	24.0VDC
Output Current @ Max Load	1.7A (12VDC) 0.90A (24VDC)	3.50A (12VDC) 1.75A (24VDC)	5.00A (12VDC) 2.63A (24VDC)	3.3A	4.16A

Environmental	
Max Ambient Temperature	-30°C - +65°C (-22°F - 122°F)

Dimming					
Minimum Dimming Level	1%	1%	1%	1%	1%

Protection	
Circuit Breaker	Short Circuit & Over-Voltage Auto-Reset

Mechanical Housing					
Primary Leads	18 AWG	18 AWG	18 AWG	18 AWG	18 AWG
Secondary Leads	14 AWG	14 AWG	14 AWG	14 AWG	14 AWG
Length	6.77" (171.9mm)	6.77" (171.9mm)	6.77" (171.9mm)	6.77" (171.9mm)	6.77" (171.9mm)
Width	2.67" (67.8mm)	2.67" (67.8mm)	2.67" (67.8mm)	2.67" (67.8mm)	2.67" (67.8mm)
Height	1.30" (33.0mm)	1.30" (33.0mm)	1.30" (33.0mm)	1.30" (33.0mm)	1.30" (33.0mm)
Weight	9 oz. (255g)	9 oz. (255g)	9 oz. (255g)	9 oz. (255g)	9 oz. (255g)
Housing Material	Coated Metal	Coated Metal	Coated Metal	Coated Metal	Coated Metal
Housing Color	Black	Black	Black	Black	Black
Junction Box	Yes	Yes	Yes	Yes	Yes
Mounting	One-Hole Flange Mount, 2 Key Holes in Wire Housing				

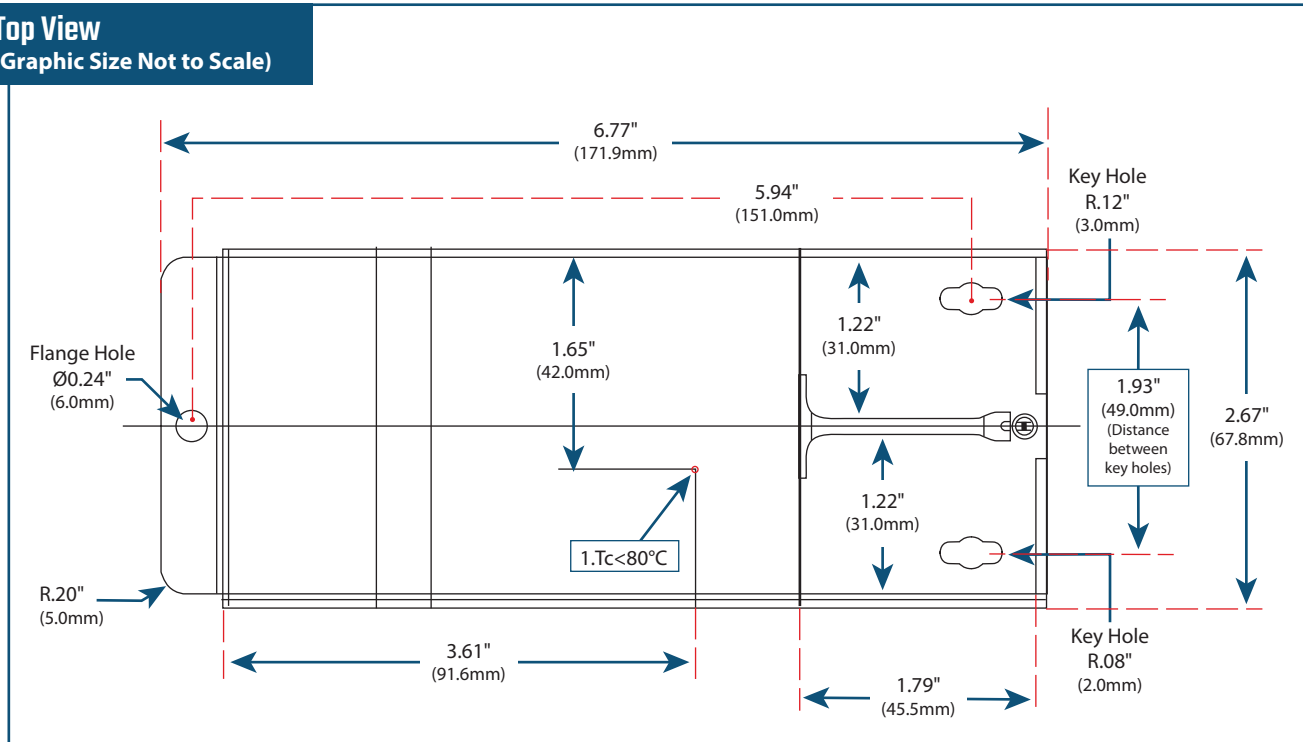
Approval Markings					
Certificates/Approval Signs	UL8750 Class 2	UL8750 Class 2	UL8750 Class 2	UL8750 Class 2	UL8750 Class 2

E-SERIES LISTED

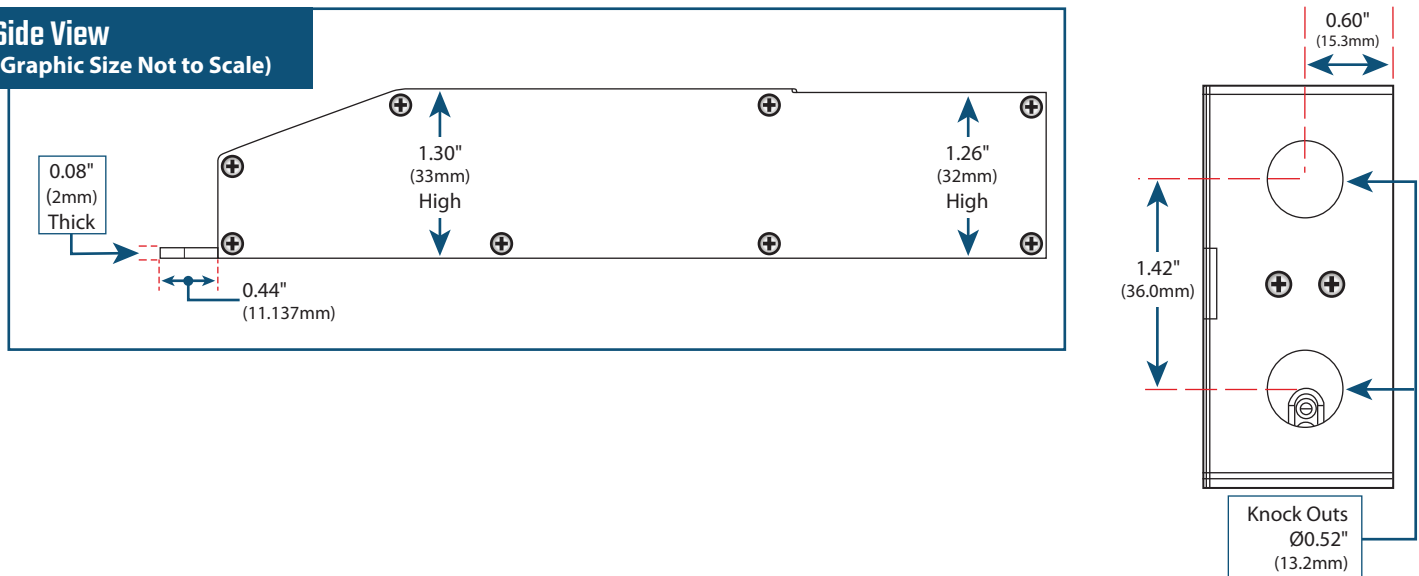
Mechanical Diagrams

E-Series Listed Drivers with Wire Housing

Top View
(Graphic Size Not to Scale)



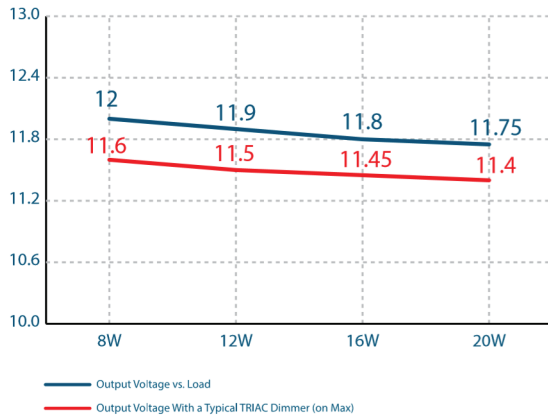
Side View
(Graphic Size Not to Scale)



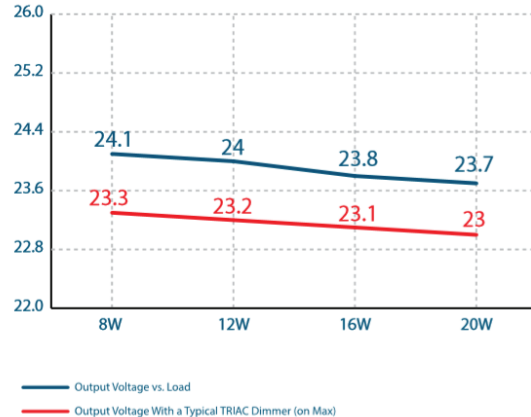
E-SERIES LISTED

Load Regulation

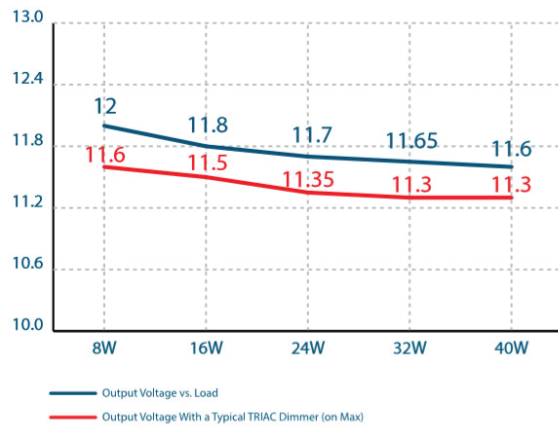
20W (12VDC)



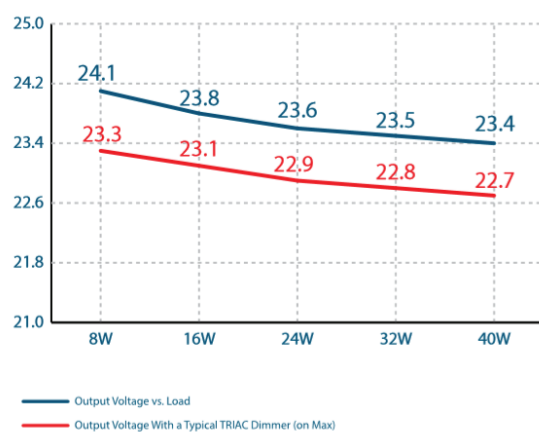
20W (24VDC)



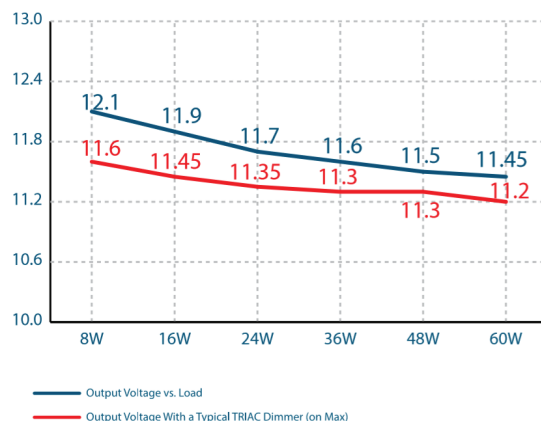
40W (12VDC)



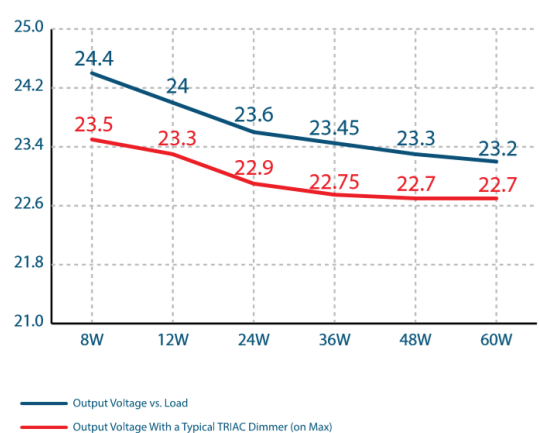
40W (24VDC)



60W (12VDC)

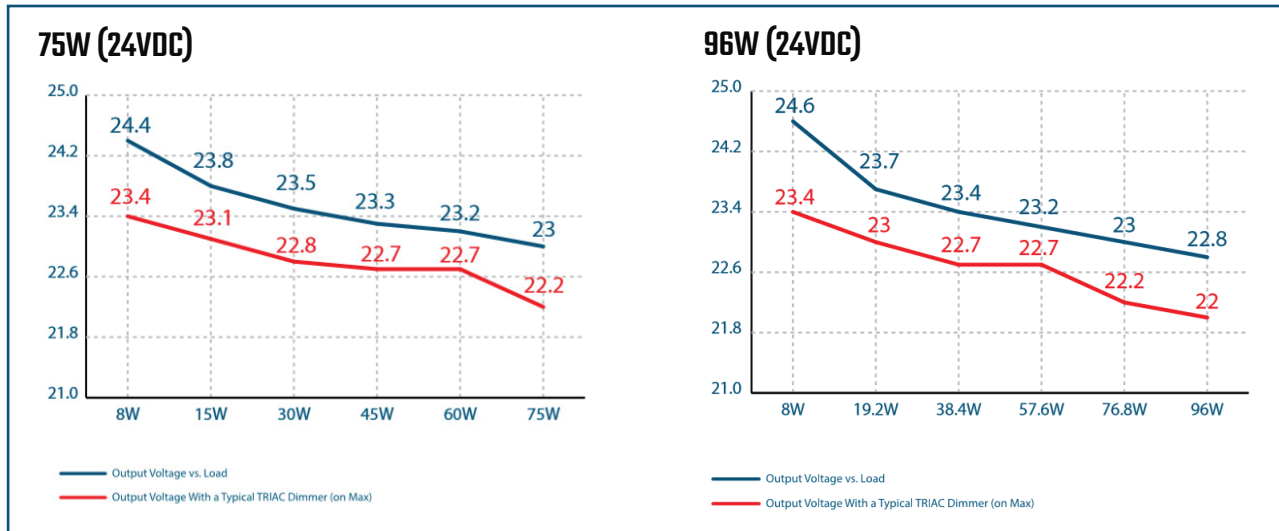


60W (24VDC)



E-SERIES LISTED

Load Regulation, Continued



E-SERIES LISTED

Wiring Diagrams

