


NO: PC-414
DATE: April 2021

PRODUCT: NJ/NX Controllers
TYPE: Modification Notice

Firmware Updates for NJ/NX Controllers



Effective Date: Effective as of our production in January 2021.

Applicable Models: NX102-□□□□
 NX701-□□□□
 NJ501-□□□□

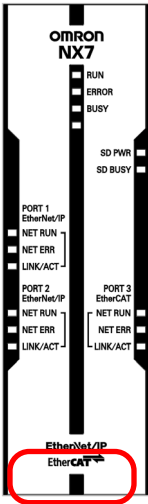
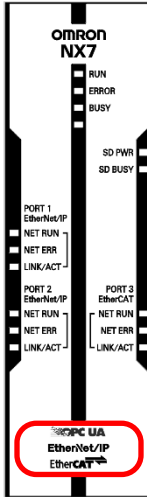
Reason for change: To adopt upgraded products, and to comply with standards and regulations..

Change of products specifications: Unnecessary.

Sysmac Studio Version: Only use with Sysmac Studio Ver 1.44 or later

Updates:

1) NX701 Series (Standard Model/Database Connection Model Only)

Before the change	After the change
<p><Functional enhancement> The firmware version is upgraded to enhance the functions as described on the right.</p>	<ol style="list-style-type: none"> 1. OPC UA server is added. <ul style="list-style-type: none"> • Conforming to OPC UA specifications 1.03. • Certified by OPC Foundation. • Exchanging OPC UA variables (include structure and array) with OPC UA client. 2. Supporting secure communication. <ul style="list-style-type: none"> • OPC UA authentication. • OPC UA encryption.
<p><To comply with standards (OPC UA)> Front hood</p> 	<p>The OPC UA logo is additionally printed on the front hood.</p> 
<p><Change in display of unit version on the label> Example: NX701-1600 Ver.1.23</p> <div style="border: 1px solid black; padding: 5px; margin-top: 10px;"> <p>LOT No. xxxxxx xxxx V1.23 PORT1 xxxxxxxxxxxxxx PORT2 xxxxxxxxxxxxxx</p> </div>	<p>Example: NX701-1600 Ver.1.24</p> <div style="border: 1px solid black; padding: 5px; margin-top: 10px;"> <p>LOT No. xxxxxx xxxx V1.24 PORT1 xxxxxxxxxxxxxx PORT2 xxxxxxxxxxxxxx</p> </div> <p>For the other models, refer to the “[Details of applicable models]”.</p>
<p><Change in display of unit version on the packaging> Example: NX701-1600 Ver.1.23</p>	<p>Example: NX701-1600 Ver.1.24 For the other models, refer to the “[Details of applicable models]”.</p>

2) NX102 Series, NJ501 Series (Standard models only)

Before the change	After the change
<p><To comply with standards (OPC UA)> In order to renew the certification of OPC UA, the firmware is upgraded.</p> <p>1. OPC UA standard version 1.02</p> <p>2. Factory Default Security Settings</p> <ul style="list-style-type: none"> ▪ Anonymous Login : Permit ▪ Security Policy: The following policies, including None, are in effect <p>None Sign - Basic128Rsa15 Sign - Basic256 Sign - Basic256Sha256 SignAndEncrypt - Basic128Rsa15 SignAndEncrypt - Basic256 SignAndEncrypt - Basic256Sha25</p>	<p>1. OPC UA standard version 1.03 There is no change in functions and specifications.</p> <p>2. Factory Default Security Settings</p> <ul style="list-style-type: none"> ▪ Anonymous Login : Prohibit ▪ Security Policy: The following policies, except None, are in effect <p>Sign - Basic128Rsa15 Sign - Basic256 Sign - Basic256Sha256 SignAndEncrypt - Basic128Rsa15 SignAndEncrypt - Basic256 SignAndEncrypt - Basic256Sha25</p>
<p><Change in display of unit version on the label></p> <p>1. NJ501 Series (standard models), NX102 Series (standard models)</p> <p>Example : NJ501-1300 Ver.1.42</p> <div data-bbox="302 982 842 1171" style="background-color: black; color: white; padding: 5px;"> <p>NJ501-1300 Ver.1.42 HW Rev.B PORT1 MAC ADDRESS: xxxxxxxxxxxx PORT2 MAC ADDRESS: xxxxxxxxxxxx LOT No. xxxxxx xxxx</p> </div> <p>2. NX102 Series (Database connection models)</p> <p>Example : NX102-9020 Ver.1.35</p>	<p>Example : NJ501-1300 Ver.1.43</p> <div data-bbox="938 993 1479 1182" style="background-color: black; color: white; padding: 5px;"> <p>NJ501-1300 Ver.1.43 HW Rev.B PORT1 MAC ADDRESS: xxxxxxxxxxxx PORT2 MAC ADDRESS: xxxxxxxxxxxx LOT No. xxxxxx xxxx</p> </div> <p>For the other models, refer to the “[Details of applicable models]”.</p> <p>Example : NX102-9020 Ver.1.36</p>
<p>Ver.1.35 LOT No. xxxxxx xxxx PORT1 xxxxxxxxxxxx PORT2 xxxxxxxxxxxx</p>	<p>Ver.1.36 LOT No. xxxxxx xxxx PORT1 xxxxxxxxxxxx PORT2 xxxxxxxxxxxx</p>
	<p>For the other models, refer to the “[Details of applicable models]”.</p>

Before the change	After the change
<p><Change in display of unit version on the packaging></p> <p>1.NJ501 Series(standard models), NX102 Series(standard models)</p> <p>Example : NJ501-1300 Ver.1.42</p> <p>2.NX102 Series(Database connection models)</p> <p>Example : NX102-9020 Ver.1.35</p>	<p>1. NJ501 Series(standard models), NX102 Series(standard models)</p> <p>Example : NJ501-1300 Ver. 1. 43</p> <p>For the other models, refer to the “[Details of applicable models]” .</p> <p>2. NX102 Series(Database connection models)</p> <p>Example : NX102-9020 Ver. 1. 36</p> <p>For the other models, refer to the “[Details of applicable models]” .</p>

[Details of applicable model]

Models	Unit version after changing	Specificaion
NJ501-1300	Ver.1.43	Maximum number of motion control axes:16axes
NJ501-1400	Ver.1.43	Maximum number of motion control axes: 32axes
NJ501-1500	Ver.1.43	Maximum number of motion control axes: 64axes
NX102-1000	Ver.1.43	Maximum number of motion control axes: 2axes
NX102-1020	Ver.1.36	Maximum number of motion control axes: 2axes, database connection functions
NX102-1100	Ver.1.43	Maximum number of motion control axes: 4axes
NX102-1120	Ver.1.36	Maximum number of motion control axes: 4axes, database connection functions
NX102-1200	Ver.1.43	Maximum number of motion control axes: 8axes
NX102-1220	Ver.1.36	Maximum number of motion control axes: 8axes, database connection functions
NX102-9000	Ver.1.43	Maximum number of motion control axes: 0axes
NX102-9020	Ver.1.36	Maximum number of motion control axes: 0axes, database connection functions
NX701-1600	Ver.1.24	Maximum number of motion control axes: 128axes
NX701-1620	Ver.1.24	Maximum number of motion control axes: 128axes, database connection functions
NX701-1700	Ver.1.24	Maximum number of motion control axes: 256axes
NX701-1720	Ver.1.24	Maximum number of motion control axes: 256axes, database connection functions

Specifications and prices in this product news are as of the issue date and are subject to change without notice. Only main changes in specifications are described in this document. Please be sure to read the relevant catalogs, product specifications, instructions, and manuals for precautions and necessary information when using products