

Contact insert module - HC-M-05-PT-F - 1417373

Please be informed that the data shown in this PDF Document is generated from our Online Catalog. Please find the complete data in the user's documentation. Our General Terms of Use for Downloads are valid (<http://phoenixcontact.com/download>)



Contact insert module, number of positions: 5, power contacts: 5, control contacts: 0, Socket, Push-in connection, 400 V, 16 A, 0.14 mm² ... 2.5 mm², application: Power



Key Commercial Data

Packing unit	5 pc
Minimum order quantity	5 pc
GTIN	
GTIN	4055626112558

Technical data

Dimensions

Height	34 mm
Width	34.2 mm
Length	14.6 mm

Electrical characteristics

Rated voltage (III/3)	400 V
Rated current	16 A
Rated surge voltage	6 kV
Connection profile	5

Ambient conditions

Ambient temperature (operation)	-40 °C ... 125 °C
---------------------------------	-------------------

Mechanical characteristics

Conductor cross section	0.14 mm ² ... 2.5 mm ² (with ferrule)
Connection cross section AWG	26 ... 14 (with ferrule)
Stripping length of the individual wire	8 mm ±1 mm
Contact diameter	2.5 mm

Contact insert module - HC-M-05-PT-F - 1417373

Technical data

Mechanical characteristics

Insertion/withdrawal cycles	≥ 500
Minimum housing height	52 mm

General

Note	For HEAVYCON housing type B6 to B48, HC-M-B...MF... module carrier frame required
	For solid conductors or stranded conductors with ferrules
	Connectors may be operated only when there is no load/voltage.
Series	HC-M-05
Color	light gray
Number of module slots	1
Connection method	Push-in connection
Contact type	rolled
Flammability rating according to UL 94	V0
Degree of pollution	3
Overvoltage category	III
Assembly instructions	To ensure correct use, installation in housing with IP54 protection or better is required

Material data

Contact material	Copper alloy
Contact surface material	Ag
Contact carrier material	PC

Standards and Regulations

Flammability rating according to UL 94	V0
--	----

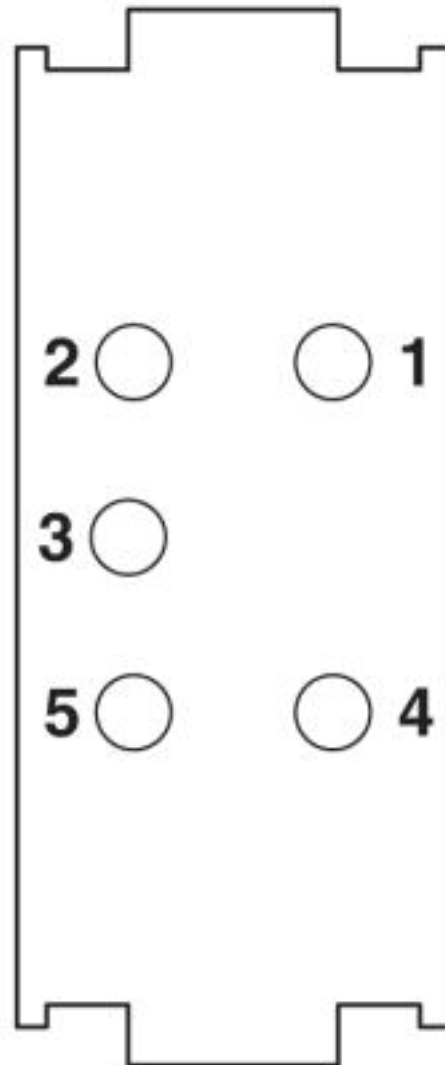
Environmental Product Compliance

China RoHS	Environmentally friendly use period: unlimited = EFUP-e
	No hazardous substances above threshold values

Drawings

Contact insert module - HC-M-05-PT-F - 1417373

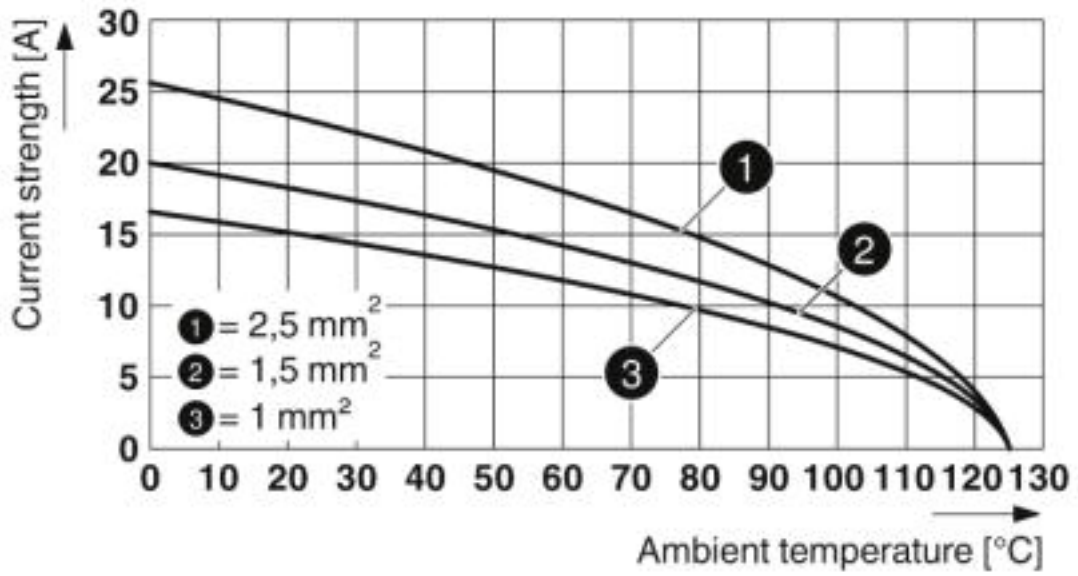
Schematic diagram



Connector pin assignment, connection side

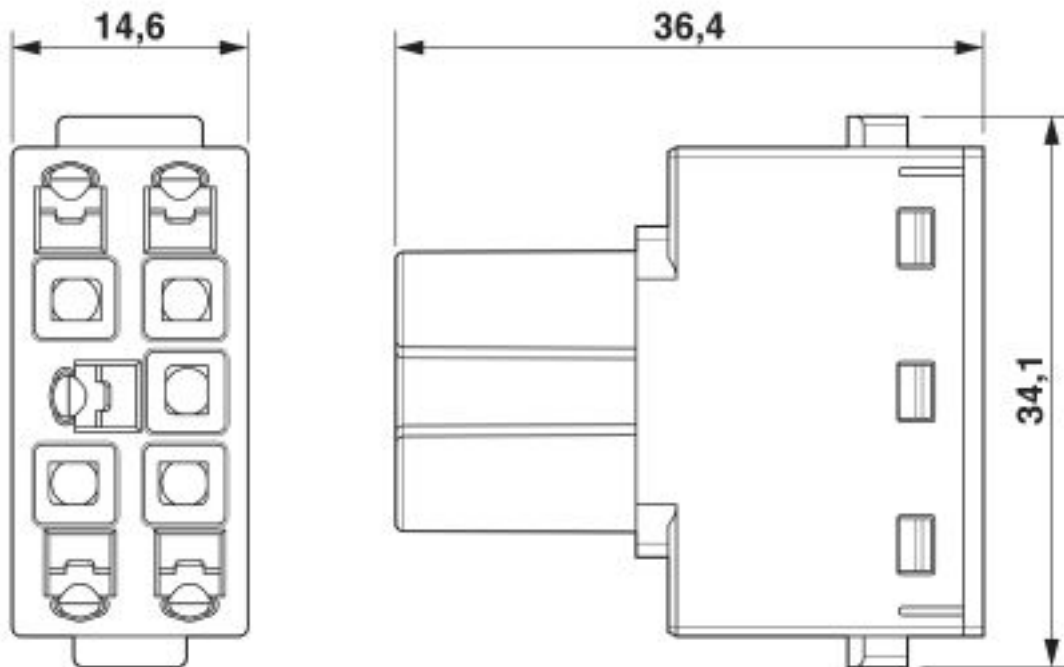
Contact insert module - HC-M-05-PT-F - 1417373

Diagram



Derating diagram (6 modules in HC-B 24 housing)

Dimensional drawing



Approvals

Approvals

Contact insert module - HC-M-05-PT-F - 1417373


Approvals


Approvals

CSA / UL Recognized / EAC

Ex Approvals

Approval details

CSA		http://www.csagroup.org/services-industries/product-listing/	13631
Nominal voltage UN		600 V	
Nominal current IN		15 A	
mm ² /AWG/kcmil		14	

UL Recognized		http://database.ul.com/cgi-bin/XYV/template/LISEXT/1FRAME/index.htm	E118976
Nominal voltage UN		600 V	
Nominal current IN		19 A	
mm ² /AWG/kcmil		14	

EAC		RU C- DE.AI30.B.01102
-----	---	--------------------------

Phoenix Contact 2019 © - all rights reserved
<http://www.phoenixcontact.com>

PHOENIX CONTACT GmbH & Co. KG
Flachsmarktstr. 8
32825 Blomberg
Germany
Tel. +49 5235 300
Fax +49 5235 3 41200
<http://www.phoenixcontact.com>