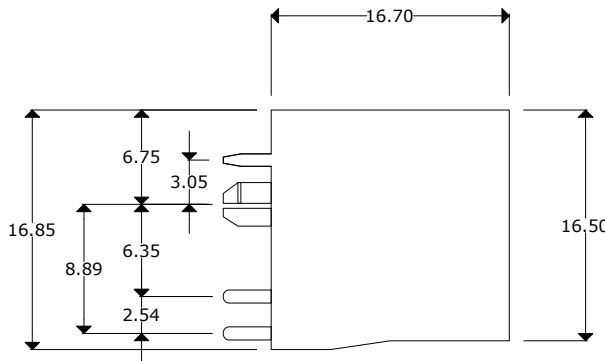
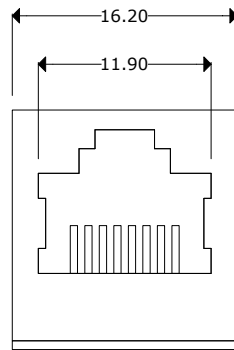
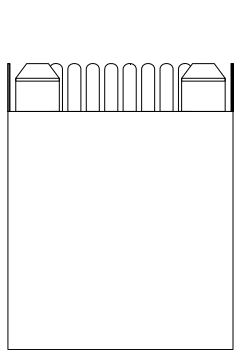

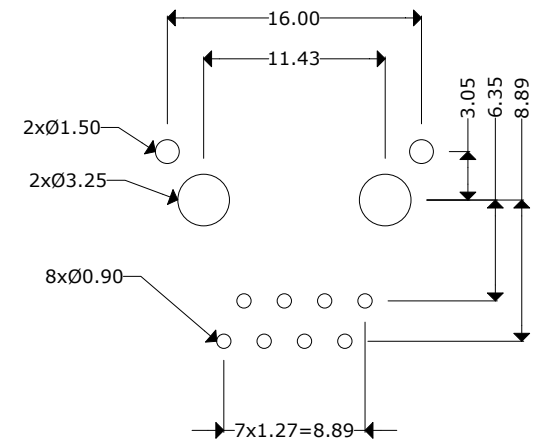


SCNRJ - 8 8 SG N S N N - 48 6F SO VTH

SUNTSU | **RJ45** | **CONTACTS** 8:8 | **MAGNETIC** N:None | **EMI Finger** N:None | **OPERATING TEMP** 48: -40~85°C | **CONTACT TERMINATION** SO: SOLDER
CONNECTOR | **POSITIONS** 8:8 | **CONTACT PLATING** SG: Selective Gold Plating | **SHIELD** S: With | **LED COLOR** N: None | **HEIGHT** 6F: 16.5mm | **MOUNTING STYLE** VTH: Vertical Through Hole



PC Board Layout



Electrical Parameters

Voltage Rating: 125V
 Current Rating: 1.5A
 Contact Resistance: 30mΩ Max
 Insulation Resistance: 500MΩ/min.
 Dielectric Withstanding Voltage: 1000V

Materials

Housing: PBT UL94V-0, Black
 Contact: 0.35x0.42mm thickness phosphor bronze
 Plating: 6" Gold plated over Nickel on contact area,
 Tin plated over Nickel on solder area.
 Shield: Bronze plated nickel

Remarks:
 Operating Life: 750 Cycles MIN.



RJ45 JACK SHIELDED TOP ENTRY

Document History				Part No.	Drawn
Edits Made	Date	Edited By	Approved By	SCNRJ-88SGNSNN-486FSOVTH	B. Gibbons 10/18/2021
Initial Release	10/18/2021	B. Gibbons	KH Mun	Scale	Tolerance
				Unit	Unless otherwise stated, tolerances are .x±0.25 Pages
				mm	1/1