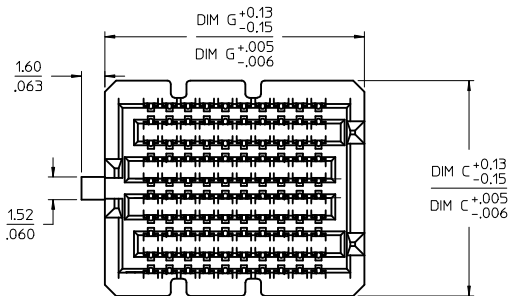


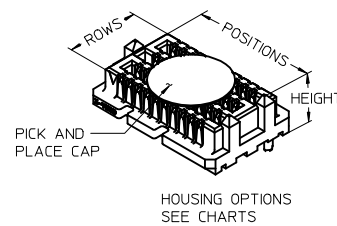
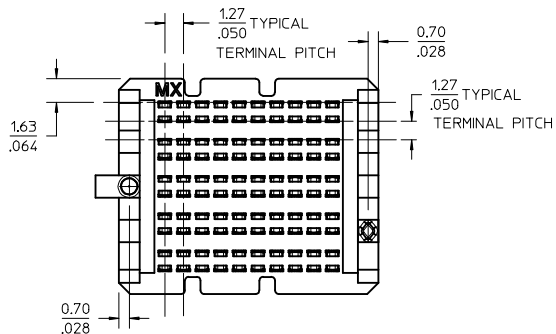
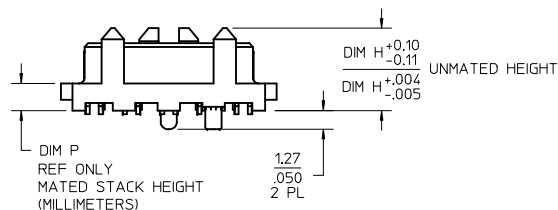
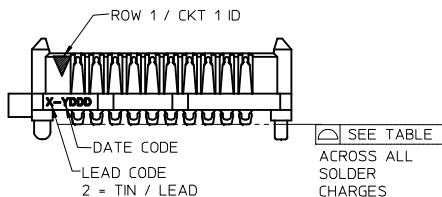
10 9 8 7 6 5 4 3 2 1



NOTES:

1. MATERIAL: HOUSING: LCP, GLASS FILLED, UL94V-0, BLACK  
CONTACTS: COPPER ALLOY  
SOLDER CHARGE: 63% TIN, 37% LEAD
2. FINISH: ALL DIM P HEIGHT OPTIONS - SELECT GOLD FLASH IN CONTACT AREA: 30 MI MIN  
DIM P HEIGHT OPTIONS 2.0 & 2.5: SELECT GOLD FLASH IN TAIL, 7 MI MIN  
DIM P HEIGHT OPTIONS 3.0 THRU 7.0: SELECT TIN IN TAIL, 50 MI MIN  
ALL DIM P HEIGHT OPTIONS - NICKEL UNDERPLATE OVERALL
3. PRODUCT SPECIFICATION: PS-45970-001
4. PACKAGING SPECIFICATION: TRAY PACK PK-45971-001
5. MATES WITH SEARAY RECEPTACLE ASSY 45971
6. APPLICATION SPECIFICATION: AS-45970-001
7. COSMETIC SPECIFICATION: PS-45499-002 CLASS B
8. PART STATUS: CONTACT MOLEX

10 ROW  
10 POSITION  
SHOWN



POSITION	
10	0.15/.006
20	0.15/.006
30	0.15/.006
40	0.15/.006
50	0.15/.006
15	0.15/.006
25	0.15/.006
35	0.23/.009
45	0.23/.009

ROWS: 10			
DIM R: (REF)	3.0 MM	3.5 MM	
DIM H:	6.60/1.260	7.11/1.280	
POSITION	DIM G	MATERIAL NO	MATERIAL NO
20	30.37/1.196	45970-3213	45970-2313
30	43.07/1.696	45970-3213	45970-4313
40	55.77/2.196		

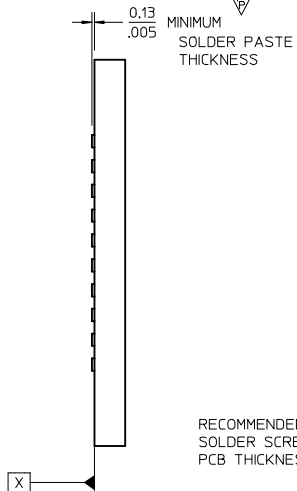
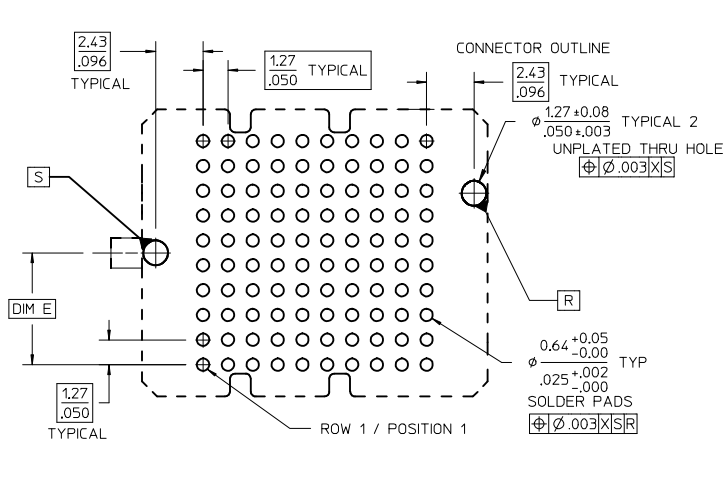
MATED STACK HEIGHTS  
GIVEN IN MILLIMETERS (MM) FOR REFERENCE ONLY

INITIAL RELEASE EC NO: UCP2015-1206 DRAWN: RWHIPPLE 2014/10/27 CHKD: DMORGAN 2014/10/25 APPR: SMILLER 2015/01/05	QUALITY SYMBOLS	GENERAL TOLERANCES (UNLESS SPECIFIED)	DIMENSION STYLE MM/IN	SCALE 3:1	DESIGN UNITS INCH	THIRD ANGLE PROJECTION
	$\nabla = 0$ $\nabla = 0$ $\nabla = 0$	4 PLACES ± --- ± ---	DRAWN BY DATE RWHIPPLE 2014/10/27	TITLE SEARAY PLUG ASSEMBLY 1.27/.050 CNTRS TIN/LEAD TRAY PACKAGING <b>molex</b>	DOCUMENT NO. RSD-45970-003	SHEET NO. 1 OF 2
		3 PLACES ± --- ± .010	CHECKED BY DATE DMORGAN 2014/10/25			
		2 PLACES ± 0.25 ± .015	APPROVED BY DATE SMILLER 2015/01/05			
1 PLACE ± 0.38 ± ---						
	0 PLACE ± ±	ANGULAR ± --- °	MATERIAL NO.			
		DRAFT WHERE APPLICABLE MUST REMAIN WITHIN DIMENSIONS	SEE TABLE			
			SIZE B	THIS DRAWING CONTAINS INFORMATION THAT IS PROPRIETARY TO MOLEX INCORPORATED AND SHOULD NOT BE USED WITHOUT WRITTEN PERMISSION		

9 8 7 6 5 4 3 2 1

10 9 8 7 6 5 4 3 2 1

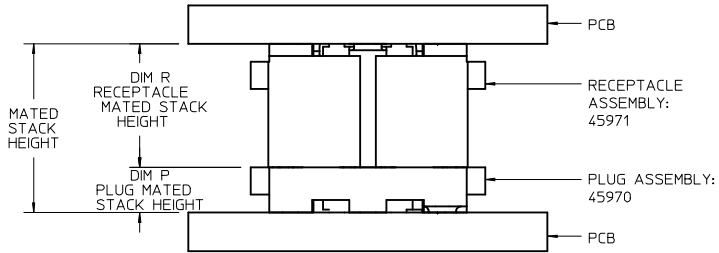
10 ROW  
10 POSITION  
SHOWN



NO OF ROWS	DIM C	DIM E
6	.960/.378	.317/.125
8	1.21/.478	.444/.175
10	1.47/.578	5.72/.225

		DIM R RECEPTACLE STACK HEIGHT					
		MM	5.0	6.0	6.5	7.5	8.0
DIM P PLUG STACK HEIGHT	2.0	7.0	8.0	8.5	9.5	10.0	
	3.0	8.0	9.0	9.5	10.5	11.0	
	3.5	8.5	9.5	10.0	11.0	11.5	
	2.5	7.5	8.5	9.0	10.0	10.5	
	4.5	9.5	10.5	11.0	12.0	12.5	
	5.0	10.0	11.0	11.5	12.5	13.0	
	7.0	12.0	13.0	13.5	14.5	15.0	
	9.0	14.0	15.0	15.5	16.5	17.0	

MATED STACK HEIGHTS  
GIVEN IN MILLIMETERS (MM) FOR REFERENCE ONLY



MATED STACK HEIGHTS  
GIVEN IN MILLIMETERS (MM) FOR REFERENCE ONLY

SEE SHEET 1 EC NO: UCP2015-1206 DRAWN: RWHIPPLE 2014/10/27 CHKD: DMORGAN 2014/10/25 APPR: SMILLER 2015/01/05	DESCRIPTION REV A	QUALITY SYMBOLS	GENERAL TOLERANCES (UNLESS SPECIFIED)	DIMENSION STYLE	SCALE	DESIGN UNITS	THIRD ANGLE PROJECTION	
		▽/0	mm INCH	MM/IN	4:1	INCH	◎ ▽	
		▽/2	4 PLACES ± --- ± ---	DRAWN BY DATE	RWHIPPLE 2014/10/27	TITLE		
		▽/0	3 PLACES ± --- ± .010	CHECKED BY DATE	DMORGAN 2014/10/25	SEARAY PLUG ASSEMBLY 1.27/.050 CNTRS TIN/LEAD TRAY PACKAGING		
			2 PLACES ± 0.25 ± .015	APPROVED BY DATE				
			1 PLACE ± 0.38 ± ---	SMILLER 2015/01/05				
			0 PLACE ± ±	MATERIAL NO.	DOCUMENT NO.			
			ANGULAR ± --- °	SEE TABLE SHT 1				
			DRAFT WHERE APPLICABLE MUST REMAIN WITHIN DIMENSIONS	SIZE B	THIS DRAWING CONTAINS INFORMATION THAT IS PROPRIETARY TO MOLEX INCORPORATED AND SHOULD NOT BE USED WITHOUT WRITTEN PERMISSION			