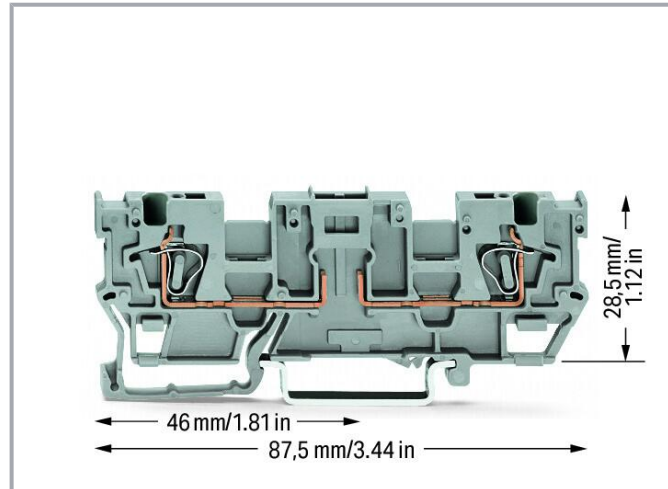
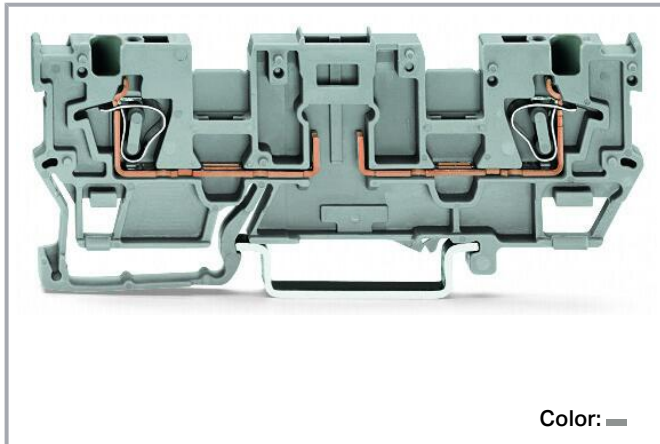


Data sheet | Item number: 769-191

2-conductor carrier terminal block; with 2 jumper positions; for DIN-rail 35 x 15 and 35 x 7.5; 4 mm²; CAGE CLAMP®; 4,00 mm²; gray



www.wago.com/769-191



Data

Electrical data

Ratings per IEC/EN

| | |
|-------------------------------|---|
| Nominal voltage (III/3) | 400 V |
| Rated impulse voltage (III/3) | 6 kV |
| Rated current | 16 A |
| Legend (ratings) | (III / 3) ≙ Overvoltage category III / Pollution degree 3 |

Power loss

| | |
|--|---------|
| Power loss, per pole (potential) | 0.256 W |
| Rated current I_N for specified power loss | 16 A |
| Resistance value for specified, current-dependent power loss | 0.001 Ω |

Connection data

| | |
|----------------------------|---|
| Connection points | 2 |
| Total number of potentials | 2 |
| Number of levels | 1 |

Subject to changes. Please also observe the further product documentation!

WAGO GmbH & Co. KG
Hansastr. 27
32423 Minden
Phone: +49571 887-0 | Fax: +49571 887-169
Email: info.de@wago.com | Web: www.wago.com

Do you have any questions about our products?
We are always happy to take your call at +49 (571) 887-44222.



Connection 1

| | |
|---------------------------------|--|
| Connection technology | CAGE CLAMP® |
| Connectable conductor materials | Copper |
| Nominal cross-section | 4 mm ² / 12 AWG |
| Solid conductor | 0.08 ... 4 mm ² / 28 ... 12 AWG |
| Fine-stranded conductor | 0.08 ... 4 mm ² / 28 ... 12 AWG |
| Strip length | 8 ... 9 mm / 0.31 ... 0.35 inches |
| Pole number | 2 |
| Wiring direction | Front-entry wiring |

Physical data

| | |
|-----------------------------------|------------------------|
| Width | 5 mm / 0.197 inches |
| Height | 87.5 mm / 3.445 inches |
| Depth from upper-edge of DIN-rail | 28.5 mm / 1.122 inches |

Mechanical Data

| | |
|---------------|-----------------|
| Design | horizontal type |
| Mounting type | DIN-35 rail |
| Marking level | Center marking |

Material Data

| | |
|-----------------------------|--|
| Note (material data) | Information on material specifications can be found here |
| Color | gray |
| Material group | I |
| Insulation material | Polyamide (PA66) |
| Flammability class per UL94 | V0 |
| Fire load | 0.167 MJ |
| Weight | 8.8 g |

Environmental requirements

| | |
|----------------------------------|-----------------|
| Processing temperature | -35 ... +85 °C |
| Continuous operating temperature | -60 ... +105 °C |

Subject to changes. Please also observe the further product documentation!

Commercial data






| | |
|-----------------------|-------------------|
| Product Group | 18 (X-COM-System) |
| eCl@ss 10.0 | 27-14-11-20 |
| eCl@ss 9.0 | 27-14-11-20 |
| ETIM 8.0 | EC000897 |
| ETIM 7.0 | EC000897 |
| PU (SPU) | 50 pcs |
| Packaging type | box |
| Country of origin | DE |
| GTIN | 4044918934749 |
| Customs tariff number | 8536901000 |

Environmental Product Compliance

| | |
|------------------------|-------------------------|
| RoHS Compliance Status | Compliant, No Exemption |
|------------------------|-------------------------|

Approvals / Certificates

General approvals



| Logo | Approval | Additional Approval Text | Certificate name |
|--|---------------------------------------|--------------------------|------------------|
|  | CCA DEKRA Certification B.V. | EN 60947 | NTR NL-7626 |
|  | CSA DEKRA Certification B.V. | C22.2 No. 158 | 1101144 |
|  | KEMA/KEUR DEKRA Certification B.V. | EN 60947 | 2190419.01 |
|  | UL Underwriters Laboratories Inc. | UL 1977 | E 45171 |
|  | UR Underwriters Laboratories Inc. | UL 1059 | E45172 |

Subject to changes. Please also observe the further product documentation!

Declarations of conformity and manufacturer's declarations



| Logo | Approval | Additional Approval Text | Certificate name |
|--|--|--------------------------|------------------|
|  | EU-Declaration of Conformity WAGO GmbH & Co. KG | - | - |
|  | UK-Declaration of Conformity WAGO GmbH & Co. KG | - | - |

Approvals for marine applications

| Logo | Approval | Additional Approval Text | Certificate name |
|---|--|--------------------------|--------------------------|
|  | ABS American Bureau of Shipping | EN 60947 | 20- HG1941090- PDA |
|  | DNV GL Det Norske Veritas, Germanischer Lloyd | - | TAE00001V2 |


Required accessories

End plate

| End plate | | |
|--|---|--|
|  | Item no.: 769-317 End and intermediate plate; 1.1 mm thick; gray | www.wago.com/769-317 |
|  | Item no.: 769-318 End and intermediate plate; 1.1 mm thick; orange | www.wago.com/769-318 |

Optional accessories

Insulation stop

| Insulation stop | | |
|--|---|--|
|  | Item no.: 769-470 Insulation stop; 0.08 - 0.2 mm ² "s" (0.14 mm ² "f-st"); 5 pieces/strip; white | www.wago.com/769-470 |

Subject to changes. Please also observe the further product documentation!



Item no.: 769-471
Insulation stop; 0.25 - 0.5 mm²; 5 pieces/strip; light gray

www.wago.com/769-471



Item no.: 769-472
Insulation stop; 0.75 - 1 mm²; 5 pieces/strip; dark gray

www.wago.com/769-472

Mounting

Mounting accessories



Item no.: 209-106
Mounting carrier; for isolated mounting on DIN 35 rails; gray

www.wago.com/209-106



Item no.: 249-116
Screwless end stop; 6 mm wide; for DIN-rail 35 x 15 and 35 x 7.5; gray

www.wago.com/249-116

Protective warning marker

Cover



Item no.: 280-415
Protective warning marker; for 5 terminal blocks; with high-voltage symbol, black; yellow

www.wago.com/280-415

End plate

End plate



Item no.: 769-319
Separator plate; 1.1 mm thick; oversized; orange

www.wago.com/769-319

Tool

Operating tool



Item no.: 210-720
Operating tool; Blade: 3.5 x 0.5 mm; with a partially insulated shaft; multicoloured

www.wago.com/210-720

Marking accessories

Marker



Item no.: 2009-145
Mini-WSB Inline; for Smart Printer; 1700 pieces on roll; stretchable 5 - 5.2 mm; plain; snap-on type; white

www.wago.com/2009-145



Item no.: 248-501
Mini-WSB marking card; as card; not stretchable; plain; snap-on type; white

www.wago.com/248-501

Plugs

Component module with a fuse



Item no.: 286-890
Component module with fuse; for (5 x 20) mm microfuse; Nominal voltage: 24 VAC/DC; gray

www.wago.com/286-890



Item no.: 286-891
Component module with fuse; for (5 x 20) mm microfuse; Nominal voltage: 230 VAC/DC; gray

www.wago.com/286-891

Subject to changes. Please also observe the further product documentation!

WAGO GmbH & Co. KG

Hansastr. 27

32423 Minden


Phone: +49571 887-0 | Fax: +49571 887-169


Email: info.de@wago.com | Web: www.wago.com

Do you have any questions about our products?


We are always happy to take your call at +49 (571) 887-44222.


Neon indicator module


| | | |
|---|--|--|
|  | Item no.: 280-801/281-417 Component plug; for carrier terminal blocks; 2-pole; 5 mm wide; gray | www.wago.com/280-801/281-417 |
|---|--|--|

| | | |
|---|--|--|
|  | Item no.: 280-801/281-418 Component plug; for carrier terminal blocks; 2-pole; 5 mm wide; gray | www.wago.com/280-801/281-418 |
|---|--|--|

Solid-state relay module

| | | |
|---|---|--|
|  | Item no.: 286-721 Optocoupler module; Nominal input voltage: 24 VDC; Output voltage range: 15 ... 30 VDC; Limiting continuous current: 5 A; 3-wire connection/low-side switching; Red status indicator; Module width: 15 mm; gray | www.wago.com/286-721 |
|---|---|--|


| | | |
|---|--|--|
|  | Item no.: 286-723 Optocoupler module; Nominal input voltage: 24 VDC; Output voltage range: 15 ... 30 VDC; Limiting continuous current: 4 A; 3-wire connection/high-side switching; Red status indicator; Module width: 15 mm; gray | www.wago.com/286-723 |
|---|--|--|

| | | |
|---|---|--|
|  | Item no.: 286-752 Optocoupler module; Nominal input voltage: 24 VDC; Output voltage range: 20 ... 30 VDC; Limiting continuous current: 0.5 A; 3-wire connection/high-side switching; Frequency: 25 kHz; Red status indicator; Module width: 15 mm; gray | www.wago.com/286-752 |
|---|---|--|


| | | |
|---|--|--|
|  | Item no.: 286-752/002-000 Optocoupler module; Red status indicator; gray | www.wago.com/286-752/002-000 |
|---|--|--|


| | | |
|---|--|--|
|  | Item no.: 286-792 Optocoupler module; Red status indicator; gray | www.wago.com/286-792 |
|---|--|--|


| | | |
|---|---|--|
|  | Item no.: 286-794 Optocoupler module; Nominal input voltage: 24 VDC; Red status indicator; gray | www.wago.com/286-794 |
|---|---|--|

| | | |
|---|--|--|
|  | Item no.: 286-791 Optocoupler module; Nominal input voltage: 24 VDC; Output voltage range: 20 ... 60 VDC; Limiting continuous current: 0.1 A; 2-wire connection; Frequency: 3 kHz; Red status indicator; Module width: 10 mm; gray | www.wago.com/286-791 |
|---|--|--|


Component module with diode

| | | |
|---|--|--|
|  | Item no.: 286-805 Component module with diode; with 5 pcs; Diode 1N4007; with common anode; gray | www.wago.com/286-805 |
|---|--|--|















| | | |
|---|--|--|
|  | Item no.: 286-807 Component module with diode; with 7 pcs; Diode 1N4007; with common anode; gray | www.wago.com/286-807 |
|---|--|--|

| | | |
|---|--|--|
|  | Item no.: 286-809 Component module with diode; with 9 pcs; Diode 1N4007; with common anode; gray | www.wago.com/286-809 |
|---|--|--|

Timer relay module

| | | |
|---|--|--|
|  | Item no.: 286-604/004-000 Timer relay module; Nominal input voltage: 24 VDC; Limiting continuous current: 6 A; On-delay: 10 ... 100 s; Red status indicator; Module width: 20 mm; gray | www.wago.com/286-604/004-000 |
|---|--|--|














Subject to changes. Please also observe the further product documentation!

| | | |
|--|--|--|
|  | Item no.: 286-640/004-000 Timer relay module; Nominal input voltage: 24 VDC; Limiting continuous current: 5 A; Railway; Multifunction; Red status indicator; Module width: 20 mm; gray | www.wago.com/286-640/004-000 |
|  | Item no.: 286-640 Timer relay module; Nominal input voltage: 24 VDC; Limiting continuous current: 6 A; Railway; Multifunction/Multitime; Yellow status indicator; Module width: 6 mm; gray | www.wago.com/286-640 |
| LED plug | | |
|  | Item no.: 280-801/281-413 Component plug; for carrier terminal blocks; 2-pole; LED (red); 24 VDC; 5 mm wide; gray | www.wago.com/280-801/281-413 |
|  | Item no.: 280-801/281-414 Component plug; for carrier terminal blocks; 2-pole; LED (red); 48 VDC; 5 mm wide; gray | www.wago.com/280-801/281-414 |
|  | Item no.: 280-801/281-415 Component plug; for carrier terminal blocks; 2-pole; LED (red); 5 mm wide; gray | www.wago.com/280-801/281-415 |
|  | Item no.: 280-801/281-416 Component plug; for carrier terminal blocks; 2-pole; LED (red); 5 mm wide; gray | www.wago.com/280-801/281-416 |
| Bridge rectifier module | | |
|  | Item no.: 286-830 Bridge rectifier module; Input voltage: 24 VAC; with varistor protective circuit; gray | www.wago.com/286-830 |
| Current flow monitoring module | | |
|  | Item no.: 286-664 Current flow monitoring module; AC currents; Monitoring range: 0.2 A – 3 A; 1 changeover contact; light gray | www.wago.com/286-664 |
|  | Item no.: 286-665 Current flow monitoring module; AC currents; Monitoring range: 1 A – 10 A; 1 changeover contact; light gray | www.wago.com/286-665 |
|  | Item no.: 286-662 Current flow monitoring module; DC currents; Monitoring range: 0.4 A – 3.5 A; 1 make contact; light gray | www.wago.com/286-662 |
|  | Item no.: 286-661 Current flow monitoring module; AC currents; light gray | www.wago.com/286-661 |
| Switching module | | |
|  | Item no.: 286-896 Switching module; with momentary switch; Switching voltage: 250 VAC; Switching current: 6 A; gray | www.wago.com/286-896 |
|  | Item no.: 286-895 Switching module; with changeover rocker switch; Switching voltage: 250 VAC; Switching current: 6 A; gray | www.wago.com/286-895 |
| Fuse plug | | |
|  | Item no.: 280-854/281-413 | |

Subject to changes. Please also observe the further product documentation!

| | | |
|---|---|--|
| | Fuse plug; with soldered miniature fuse; with indicator lamp; LED (red); DC 15 - 30 V; 1 A FF; 5 mm wide; gray | www.wago.com/280-854/281-413 |
|  | Item no.: 280-854/281-415 Fuse plug; with soldered miniature fuse; with indicator lamp; LED (red); AC 15 - 30 V; 1 A FF; 5 mm wide; gray | www.wago.com/280-854/281-415 |
|  | Item no.: 280-856/281-415 Fuse plug; with soldered miniature fuse; with indicator lamp; LED (red); AC 15 - 30 V; 2 A FF; 5 mm wide; gray | www.wago.com/280-856/281-415 |
|  | Item no.: 280-856/281-414 Fuse plug; with soldered miniature fuse; with indicator lamp; LED (red); DC 30 - 65 V; 2 A FF; 5 mm wide; gray | www.wago.com/280-856/281-414 |
|  | Item no.: 280-856 Fuse plug; with soldered miniature fuse; 2 A FF; 5 mm wide; gray | www.wago.com/280-856 |
|  | Item no.: 280-854/281-414 Fuse plug; with soldered miniature fuse; with indicator lamp; LED (red); DC 30 - 65 V; 1 A FF; 5 mm wide; gray | www.wago.com/280-854/281-414 |
|  | Item no.: 280-856/281-413 Fuse plug; with soldered miniature fuse; with indicator lamp; LED (red); DC 15 - 30 V; 2 A FF; 5 mm wide; gray | www.wago.com/280-856/281-413 |
|  | Item no.: 281-511 Fuse plug; with pull-tab; for miniature metric fuses 5 x 20 mm and 5 x 25 mm; without blown fuse indication; 6 mm wide; gray | www.wago.com/281-511 |
|  | Item no.: 281-512/281-501 Fuse plug; with pull-tab; for miniature metric fuses 5 x 20 mm and 5 x 25 mm; with LED indicator; 24 V AC/DC; 6 mm wide; gray | www.wago.com/281-512/281-501 |
|  | Item no.: 281-512 Fuse plug; with pull-tab; for miniature metric fuses 5 x 20 mm and 5 x 25 mm; with port for LED; 6 mm wide; gray | www.wago.com/281-512 |
|  | Item no.: 281-512/281-418 Fuse plug; with pull-tab; for miniature metric fuses 5 x 20 mm and 5 x 25 mm; with blown fuse indication by neon lamp; 120 V; 6 mm wide; gray | www.wago.com/281-512/281-418 |
|  | Item no.: 281-512/281-417 Fuse plug; with pull-tab; for miniature metric fuses 5 x 20 mm and 5 x 25 mm; with blown fuse indication by neon lamp; 230 V; 6 mm wide; gray | www.wago.com/281-512/281-417 |
|  | Item no.: 280-850/281-414 Fuse plug; with soldered miniature fuse; with indicator lamp; LED (red); DC 30 - 65 V; 250 mA FF; 5 mm wide; gray | www.wago.com/280-850/281-414 |
|  | Item no.: 280-850/281-413 Fuse plug; with soldered miniature fuse; with indicator lamp; LED (red); DC 15 - 30 V; 250 mA FF; 5 mm wide; gray | www.wago.com/280-850/281-413 |

Subject to changes. Please also observe the further product documentation!

| | | |
|---|--|--|
|  | Item no.: 280-850/281-415 Fuse plug; with soldered miniature fuse; with indicator lamp; LED (red); AC 15 - 30 V; 250 mA FF; 5 mm wide; gray | www.wago.com/280-850/281-415 |
|  | Item no.: 280-852/281-413 Fuse plug; with soldered miniature fuse; with indicator lamp; LED (red); DC 15 - 30 V; 500 mA FF; 5 mm wide; gray | www.wago.com/280-852/281-413 |
|  | Item no.: 280-852/281-414 Fuse plug; with soldered miniature fuse; with indicator lamp; LED (red); DC 30 - 65 V; 500 mA FF; 5 mm wide; gray | www.wago.com/280-852/281-414 |
|  | Item no.: 280-852/281-415 Fuse plug; with soldered miniature fuse; with indicator lamp; LED (red); AC 15 - 30 V; 500 mA FF; 5 mm wide; gray | www.wago.com/280-852/281-415 |
|  | Item no.: 280-854 Fuse plug; with soldered miniature fuse; 1 A FF; 5 mm wide; gray | www.wago.com/280-854 |
|  | Item no.: 280-852 Fuse plug; with soldered miniature fuse; 500 mA FF; 5 mm wide; gray | www.wago.com/280-852 |
|  | Item no.: 280-850 Fuse plug; with soldered miniature fuse; 250 mA FF; 5 mm wide; gray | www.wago.com/280-850 |
| Diode plug | | |
|  | Item no.: 280-801/281-411 Component plug; for carrier terminal blocks; 2-pole; with diode 1N4007; 5 mm wide; gray | www.wago.com/280-801/281-411 |
|  | Item no.: 280-801/281-421 Component plug; for carrier terminal blocks; 2-pole; with LED and recovery diode; 5 mm wide; gray | www.wago.com/280-801/281-421 |
|  | Item no.: 280-801/281-420 Component plug; for carrier terminal blocks; 2-pole; with LED and recovery diode; 5 mm wide; gray | www.wago.com/280-801/281-420 |
| Component module with LED | | |
|  | Item no.: 286-822 Component module with LED; Red LED; with common cathode | www.wago.com/286-822 |
| AND gate module | | |
|  | Item no.: 286-826 AND gate module with 6 inputs; light gray | www.wago.com/286-826 |
| Relay module | | |
|  | Item no.: 286-307/004-000 Relay module; Nominal input voltage: 110 VDC; 1 changeover contact; Limiting continuous current: 3 A; Railway; Red status indicator; Module width: 15 mm; gray | www.wago.com/286-307/004-000 |















Subject to changes. Please also observe the further product documentation!

| | | |
|---|---|--|
|  | Item no.: 286-328/004-000 Relay module; Nominal input voltage: 24 VDC; 2 make contact; Limiting continuous current: 6 A; Railway; Red status indicator; Module width: 20 mm; gray | www.wago.com/286-328/004-000 |
|  | Item no.: 286-312 Relay module; Nominal input voltage: 24 VDC; 2 changeover contacts; Limiting continuous current: 7 A; Red status indicator; Module width: 20 mm; gray | www.wago.com/286-312 |
|  | Item no.: 286-328 Relay module; Nominal input voltage: 24 VDC; 2 make contact; Limiting continuous current: 6 A; Red status indicator; Module width: 20 mm; gray | www.wago.com/286-328 |
|  | Item no.: 286-312/004-000 Relay module; Nominal input voltage: 24 VDC; 2 changeover contacts; Limiting continuous current: 5 A; Railway; Red status indicator; Module width: 20 mm; gray | www.wago.com/286-312/004-000 |
|  | Item no.: 286-316 Relay module; Nominal input voltage: 220 VDC; 2 changeover contacts; Limiting continuous current: 7 A; Red status indicator; Module width: 20 mm; gray | www.wago.com/286-316 |
|  | Item no.: 286-320 Relay module; Nominal input voltage: 24 VDC; 1 break and 1 make contact; Limiting continuous current: 6 A; Red status indicator; Module width: 20 mm; gray | www.wago.com/286-320 |
|  | Item no.: 286-336/001-000 Relay module; Nominal input voltage: 24 VDC; 2 break and 2 make contacts; Red status indicator; Module width: 25 mm; gray | www.wago.com/286-336/001-000 |
|  | Item no.: 286-352/004-000 Relay module; Nominal input voltage: 24 VDC; 4 make contacts; Limiting continuous current: 5 A; Railway; Red status indicator; Module width: 25 mm; gray | www.wago.com/286-352/004-000 |
|  | Item no.: 286-344/004-000 Relay module; Nominal input voltage: 24 VDC; 3 break contacts and 1 make contact; Railway; Red status indicator; Module width: 25 mm; gray | www.wago.com/286-344/004-000 |
|  | Item no.: 286-364/004-000 Relay module; Nominal input voltage: 24 VDC; 1 make contact; Limiting continuous current: 3 A; Railway; Red status indicator; Module width: 10 mm; gray | www.wago.com/286-364/004-000 |
|  | Item no.: 286-368/004-000 Relay module; Nominal input voltage: 24 VDC; 1 break contact; Limiting continuous current: 3 A; Railway; Red status indicator; Module width: 10 mm; gray | www.wago.com/286-368/004-000 |
|  | Item no.: 286-364 Relay module; Nominal input voltage: 24 VDC; 1 make contact; Limiting continuous current: 5 A; Red status indicator; Module width: 10 mm; gray | www.wago.com/286-364 |
|  | Item no.: 286-376 Relay module; Nominal input voltage: 24 VDC; 1 make contact; Limiting continuous current: 5 A; for switching higher DC loads; Red status indicator; Module width: 15 mm; gray | www.wago.com/286-376 |
|  | Item no.: 286-368 Relay module; Nominal input voltage: 24 VDC; 1 break contact; Limiting continuous current: 5 A; Red status indicator; Module width: 10 mm; gray | www.wago.com/286-368 |
|  | Item no.: 286-394/004-000 | |

Subject to changes. Please also observe the further product documentation!






Relay module; Nominal input voltage: 24 VDC; 1 changeover contact; Limiting continuous current: 1 A; with gold contacts; Railway; Red status indicator; Module width: 15 mm; light gray

www.wago.com/286-394/004-000






| | | |
|---|---|--|
|  | Item no.: 286-380 Bistable relay module; Nominal input voltage: 24 VDC; 1 changeover contact; Limiting continuous current: 6 A; Red status indicator; Module width: 15 mm; gray | www.wago.com/286-380 |
|  | Item no.: 286-320/004-000 Relay module; Nominal input voltage: 24 VDC; 1 break and 1 make contact; Railway; Red status indicator; Module width: 20 mm; gray | www.wago.com/286-320/004-000 |
|  | Item no.: 286-573 Latching relay module; Nominal input voltage: 24 VDC; 1 changeover contact; Limiting continuous current: 6 A; Red status indicator; Module width: 15 mm | www.wago.com/286-573 |
|  | Item no.: 286-304 Relay module; Nominal input voltage: 24 VDC; 1 changeover contact; Limiting continuous current: 7 A; Red status indicator; Module width: 15 mm; gray | www.wago.com/286-304 |
|  | Item no.: 286-304/004-000 Relay module; Nominal input voltage: 24 VDC; 1 changeover contact; Limiting continuous current: 6 A; Railway; Red status indicator; Module width: 15 mm; gray | www.wago.com/286-304/004-000 |
|  | Item no.: 286-508 Relay module; Nominal input voltage: 230 VAC; 1 changeover contact; Limiting continuous current: 7 A; Red status indicator; Module width: 15 mm; gray | www.wago.com/286-508 |
|  | Item no.: 286-507 Relay module; Nominal input voltage: 115 VAC; 1 changeover contact; Limiting continuous current: 7 A; Red status indicator; Module width: 15 mm; gray | www.wago.com/286-507 |
|  | Item no.: 286-516 Relay module; Nominal input voltage: 230 VAC; 2 changeover contacts; Limiting continuous current: 7 A; Red status indicator; Module width: 15 mm; gray | www.wago.com/286-516 |
| S0 interface power supply unit | | |
|  | Item no.: 286-742 S0 interface power supply; Input voltage: 230 VAC; S0 interface | www.wago.com/286-742 |
| Empty component plug housing | | |
|  | Item no.: 280-801 Empty component plug housing; gray | www.wago.com/280-801 |
|  | Item no.: 280-802 Empty component plug housing; gray | www.wago.com/280-802 |
|  | Item no.: 280-804 Empty component plug housing; 10 mm wide; Type 3; 4-pole; gray | www.wago.com/280-804 |
|  | Item no.: 286-112 Empty component plug housing; Type 11; 20 mm wide; 8-pole; gray | www.wago.com/286-112 |
|  | Item no.: 286-113 Empty component plug housing; Type 12; 25 mm wide; 10-pole; gray | www.wago.com/286-113 |

Subject to changes. Please also observe the further product documentation!



| | | |
|---|--|--|
|  | Item no.: 286-110 Empty component plug housing; Type 9; 10 mm wide; 4-pole; gray | www.wago.com/286-110 |
|  | Item no.: 286-111 Empty component plug housing; Type 10; 15 mm wide; 6-pole; gray | www.wago.com/286-111 |
|  | Item no.: 786-102 Empty component plug housing; Type 15; 20 mm wide; 8-pole; gray | www.wago.com/786-102 |
|  | Item no.: 786-101 Empty component plug housing; Type 14; 15 mm wide; 6-pole; gray | www.wago.com/786-101 |
|  | Item no.: 786-103 Empty component plug housing; Type 16; 25 mm wide; 10-pole; gray | www.wago.com/786-103 |














Ferrule

| | | |
|---|--|--|
| Ferrule | | |
|  | Item no.: 216-101 Ferrule; Sleeve for 0.5 mm ² / AWG 22; uninsulated; electro-tin plated; silver-colored | www.wago.com/216-101 |
|  | Item no.: 216-104 Ferrule; Sleeve for 1.5 mm ² / AWG 16; uninsulated; electro-tin plated; silver-colored | www.wago.com/216-104 |
|  | Item no.: 216-102 Ferrule; Sleeve for 0.75 mm ² / AWG 20; uninsulated; electro-tin plated; silver-colored | www.wago.com/216-102 |
|  | Item no.: 216-103 Ferrule; Sleeve for 1 mm ² / AWG 18; uninsulated; electro-tin plated | www.wago.com/216-103 |
|  | Item no.: 216-203 Ferrule; Sleeve for 1 mm ² / AWG 18; insulated; electro-tin plated; red | www.wago.com/216-203 |
|  | Item no.: 216-206 Ferrule; Sleeve for 2.5 mm ² / AWG 14; insulated; electro-tin plated; blue | www.wago.com/216-206 |
|  | Item no.: 216-202 Ferrule; Sleeve for 0.75 mm ² / 18 AWG; insulated; electro-tin plated; gray | www.wago.com/216-202 |
|  | Item no.: 216-204 Ferrule; Sleeve for 1.5 mm ² / AWG 16; insulated; electro-tin plated; black | www.wago.com/216-204 |
|  | Item no.: 216-201 Ferrule; Sleeve for 0.5 mm ² / 20 AWG; insulated; electro-tin plated; white | www.wago.com/216-201 |
|  | Item no.: 216-301 Ferrule; Sleeve for 0.25 mm ² / AWG 24; insulated; electro-tin plated; yellow | www.wago.com/216-301 |
|  | Item no.: 216-302 Ferrule; Sleeve for 0.34 mm ² / 22 AWG; insulated; electro-tin plated; light turquoise | www.wago.com/216-302 |

Carrier rail

| | | |
|----------------------|--|--|
| Mounting accessories | | |
|----------------------|--|--|

Subject to changes. Please also observe the further product documentation!

| | | |
|--|--|--|
|  | Item no.: 210-197 Steel carrier rail; 35 x 15 mm; 1.5 mm thick; 2 m long; slotted; similar to EN 60715; silver-colored | www.wago.com/210-197 |
|  | Item no.: 210-198 Copper carrier rail; 35 x 15 mm; 2.3 mm thick; 2 m long; unslotted; according to EN 60715; copper-colored | www.wago.com/210-198 |
|  | Item no.: 210-504 Steel carrier rail; 35 x 7.5 mm; 1 mm thick; 2 m long; slotted; galvanized; according to EN 60715; silver-colored | www.wago.com/210-504 |
|  | Item no.: 210-505 Steel carrier rail; 35 x 7.5 mm; 1 mm thick; 2 m long; unslotted; galvanized; according to EN 60715; silver-colored | www.wago.com/210-505 |
|  | Item no.: 210-506 Steel carrier rail; 35 x 15 mm; 1.5 mm thick; 2 m long; unslotted; galvanized; similar to EN 60715; silver-colored | www.wago.com/210-506 |
|  | Item no.: 210-508 Steel carrier rail; 35 x 15 mm; 1.5 mm thick; 2 m long; slotted; galvanized; similar to EN 60715; silver-colored | www.wago.com/210-508 |
|  | Item no.: 210-113 Steel carrier rail; 35 x 7.5 mm; 1 mm thick; 2 m long; unslotted; according to EN 60715; silver-colored | www.wago.com/210-113 |
|  | Item no.: 210-118 Steel carrier rail; 35 x 15 mm; 2.3 mm thick; 2 m long; unslotted; according to EN 60715; silver-colored | www.wago.com/210-118 |
|  | Item no.: 210-112 Steel carrier rail; 35 x 7.5 mm; 1 mm thick; 2 m long; slotted; according to EN 60715; "Hole width 25 mm; silver-colored | www.wago.com/210-112 |
|  | Item no.: 210-114 Steel carrier rail; 35 x 15 mm; 1.5 mm thick; 2 m long; unslotted; similar to EN 60715; silver-colored | www.wago.com/210-114 |
|  | Item no.: 210-115 Steel carrier rail; 35 x 7.5 mm; 1 mm thick; 2 m long; slotted; according to EN 60715; "Hole width 18 mm; silver-colored | www.wago.com/210-115 |
|  | Item no.: 210-196 Aluminum carrier rail; 35 x 8.2 mm; 1.6 mm thick; 2 m long; unslotted; similar to EN 60715; silver-colored | www.wago.com/210-196 |
| Push-in type wire jumper | | |
| Jumper | | |
|  | Item no.: 249-123 Push-in type wire jumper; 0.75 mm ² ; insulated; 180 mm long; black | www.wago.com/249-123 |
|  | Item no.: 249-126 Push-in type wire jumper; 0.75 mm ² ; insulated; 110 mm long; black | www.wago.com/249-126 |
|  | Item no.: 249-127 Push-in type wire jumper; 0.75 mm ² ; insulated; 250 mm long; black | www.wago.com/249-127 |

Subject to changes. Please also observe the further product documentation!



Item no.: 249-125
Push-in type wire jumper; insulated; 60 mm long; black

www.wago.com/249-125

Jumpers

Jumper



Item no.: 280-402
Jumper; insulated; gray

www.wago.com/280-402



Item no.: 280-409
Jumper; insulated; gray

www.wago.com/280-409



Item no.: 780-454
Staggered jumper; from 1 to 4; insulated; gray

www.wago.com/780-454



Item no.: 780-452
Staggered jumper; from 1 to 2; insulated; gray

www.wago.com/780-452



Item no.: 780-453
Staggered jumper; from 1 to 3; insulated; gray

www.wago.com/780-453



Item no.: 780-457
Staggered jumper; from 1 to 7; insulated; gray

www.wago.com/780-457



Item no.: 780-456
Staggered jumper; from 1 to 6; insulated; gray

www.wago.com/780-456



Item no.: 780-455
Staggered jumper; from 1 to 5; insulated; gray

www.wago.com/780-455



Item no.: 780-458
Staggered jumper; from 1 to 8; insulated; gray

www.wago.com/780-458

Testing and measuring

Testing accessories



Item no.: 210-136
Test plug; 2 mm Ø; with 500 mm cable; red

www.wago.com/210-136



Item no.: 280-418
Test plug module; modular; suitable for all WAGO 280 and 780 Series rail-mounted terminal blocks with jumper slots in the current bar; gray

www.wago.com/280-418



Item no.: 280-404
Test plug adapter; 5 mm wide; for test plug (2.3 mm Ø); suitable for 1.5 mm² - 4 mm² tbs; gray

www.wago.com/280-404



Item no.: 280-419
Spacer module; modular; bridging commoned terminal blocks; gray

www.wago.com/280-419

Subject to changes. Please also observe the further product documentation!



Downloads

Documentation

Bid Text

| | | | |
|------------------------|-------------|---------------|----------|
| 769-191 X81 - Datei | 2019 Feb 19 | xml 3.4 kB | Download |
|------------------------|-------------|---------------|----------|

| | | | |
|------------------------|------------|----------------|----------|
| 769-191 doc - Datei | 2017 Oct 4 | doc 25.6 kB | Download |
|------------------------|------------|----------------|----------|

Additional Information

| | | | |
|---|--|---------------|----------|
| Technical Section Technical explanations | | pdf 2.2 MB | Download |
|---|--|---------------|----------|

CAD/CAE-Data

CAD data

| | | | |
|----------------------|--|-----|----------|
| 2D/3D Models 769-191 | | URL | Download |
|----------------------|--|-----|----------|

CAE data

| | | | |
|------------------------|--|-----|----------|
| WSCAD Universe 769-191 | | URL | Download |
|------------------------|--|-----|----------|

| | | | |
|----------------------|--|-----|----------|
| ZUKEN Portal 769-191 | | URL | Download |
|----------------------|--|-----|----------|

| | | | |
|---------------------------|--|-----|----------|
| EPLAN Data Portal 769-191 | | URL | Download |
|---------------------------|--|-----|----------|

Environmental Product Compliance

Compliance Search

| | | | |
|--|--|-----|----------|
| Environmental Product Compliance 769-191 2-conductor carrier terminal block; with 2 jumper positions; for DIN-rail 35 x 15 and 35 x 7.5; 4 mm ² ; CAGE CLAMP®; 4,00 mm ² ; gray | | URL | Download |
|--|--|-----|----------|


Installation Notes

Installation


Subject to changes. Please also observe the further product documentation!

WAGO GmbH & Co. KG
Hansastr. 27
32423 Minden
Phone: +49571 887-0 | Fax: +49571 887-169
Email: info.de@wago.com | Web: www.wago.com

Do you have any questions about our products?
We are always happy to take your call at +49 (571) 887-44222.




Snap individual carrier terminal blocks onto the DIN-rail and slide together.



Open the assembly by laterally sliding a block via operating tool and remove terminal block via release lever.

Conductor termination

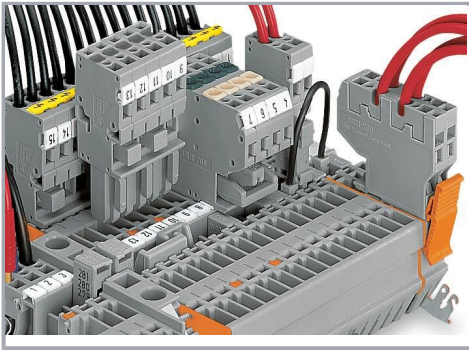


CAGE CLAMP® connection

Carrier terminal block: Insert/remove conductor via operating tool (3.5 x 0.5 mm blade).


Commoning

Subject to changes. Please also observe the further product documentation!




Commoning with adjacent or staggered jumpers.

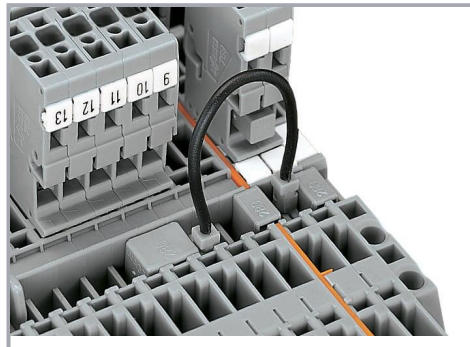
Push jumpers down until fully inserted.



Commoning carrier terminal blocks via staggered jumpers.




Commoning a 2-conductor female plug via staggered jumper and carrier terminal blocks via adjacent jumpers.




Commoning carrier terminal blocks via push-in type wire jumpers or adjacent jumpers – even over an intermediate plate.

Subject to changes. Please also observe the further product documentation!



Commoning "supply terminal blocks" (up to 10 mm²/8 AWG) with carrier terminal blocks via step-down jumpers.

Coding




Snap coding pin in proper direction on carrier terminal block.

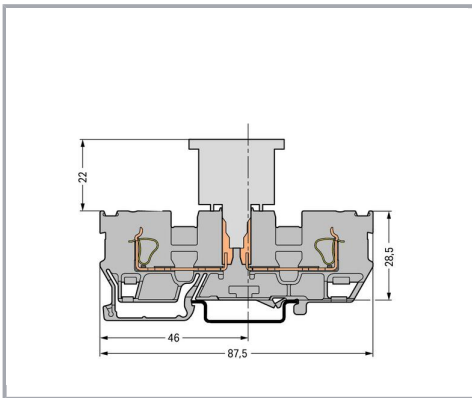
Shown: Coding pin removal from carrier terminal block.

Locking system

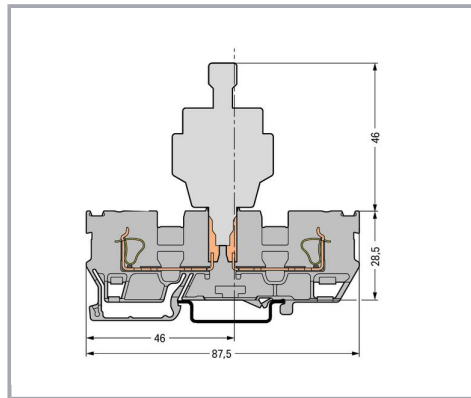
Subject to changes. Please also observe the further product documentation!



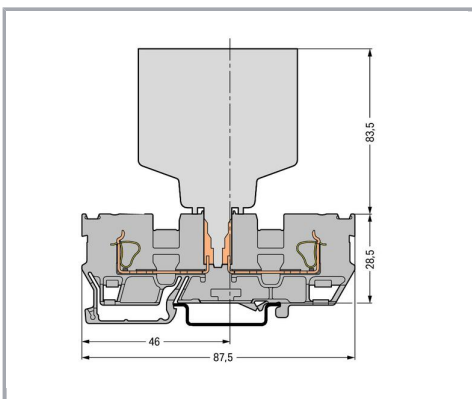
Securing a female plug via locking lever on the terminal block side.



Carrier terminal block



Carrier terminal block




Carrier terminal block

Subject to changes. Please also observe the further product documentation!

WAGO GmbH & Co. KG
Hansastr. 27
32423 Minden
Phone: +49571 887-0 | Fax: +49571 887-169
Email: info.de@wago.com | Web: www.wago.com

Do you have any questions about our products?
We are always happy to take your call at +49 (571) 887-44222.



1-conductor/1-conductor carrier terminal
block with two jumper positions

Product family

X-COM

[Show all products from the family](#)

Subject to changes. Please also observe the further product documentation!