

## Device connector, front mounting - ST-7EP1N8AA500S - 1620452

Please be informed that the data shown in this PDF Document is generated from our Online Catalog. Please find the complete data in the user's documentation. Our General Terms of Use for Downloads are valid (<http://phoenixcontact.com/download>)



Device connector, front mounting, angled rotatable, for standard and SPEEDCON interlock, M17, number of positions: 7+PE, type of contact: Pin, Crimp connection, Axial O-ring, 4x Ø 3.2, shielded: yes, flange dimensions: 25.75 mm x 25.75 mm


The figure shows the 8-pos. version with sockets

### Your advantages

- ✓ Easy connection, thanks to infinitely adjustable cable outlet direction up to 310°
- ✓ Consistent EMC protection for reliable connection solutions in the industrial environment
- ✓ Crimping connection: vibration- and temperature-resistant assembly



### Key Commercial Data

Packing unit	1 pc
GTIN	 4 046356 828420
GTIN	4046356828420

### Technical data

#### General

Note	Order information: Order 8 x Ø 1 mm crimp contacts separately
Type of locking	for standard and SPEEDCON interlock
Direction of rotation of contact chamber numbering	Standard
Coding	N
Contact connection method	Crimp connection
Type of contacts	Pin
Number of positions	8
Contact diameter of power contacts	1 mm
Nominal current per power contact at 25°C	14 A
Contact diameter of signal contacts	1 mm
Nominal current per signal contact at 25°C	14 A
Pg housing screw connection	none

# Device connector, front mounting - ST-7EP1N8AA500S - 1620452

## Technical data

### General

Mounting type	4x Ø 3.2
---------------	----------

### Ambient conditions

Ambient temperature	-40 °C ... 125 °C
Degree of protection	IP67

### Specifications according to DIN EN 61984:2001

Installation height max.	3000 m
Nominal / operating voltage of power contacts	630 V
Rated surge voltage of power contacts	6 kV
Overvoltage category of power contacts	III
Degree of pollution of power contacts	3

### Environmental Product Compliance

	Lead 7439-92-1
China RoHS	Environmentally Friendly Use Period = 50
	For details about hazardous substances go to tab "Downloads", Category "Manufacturer's declaration"

## Approvals


### Approvals

#### Approvals

UL Recognized / cUL Recognized / EAC / cULus Recognized


#### Ex Approvals


### Approval details


UL Recognized		<a href="http://database.ul.com/cgi-bin/XYV/template/LISEXT/1FRAME/index.htm">http://database.ul.com/cgi-bin/XYV/template/LISEXT/1FRAME/index.htm</a>	FILE E 335019
Nominal voltage UN	600 V		
Nominal current IN	5 A		
mm <sup>2</sup> /AWG/kcmil	18		

## Device connector, front mounting - ST-7EP1N8AA500S - 1620452

### Approvals

cUL Recognized		<a href="http://database.ul.com/cgi-bin/XYV/template/LISEXT/1FRAME/index.htm">http://database.ul.com/cgi-bin/XYV/template/LISEXT/1FRAME/index.htm</a>	FILE E 335019
Nominal voltage UN		600 V	
Nominal current IN		5 A	
mm <sup>2</sup> /AWG/kcmil		18	

EAC		B.01742
-----	---	---------

cULus Recognized	
------------------	---

Phoenix Contact 2019 © - all rights reserved  
<http://www.phoenixcontact.com>

PHOENIX CONTACT GmbH & Co. KG  
Flachsmarktstr. 8  
32825 Blomberg  
Germany  
Tel. +49 5235 300  
Fax +49 5235 3 41200  
<http://www.phoenixcontact.com>