

Learning to code is child's play, if done with

FlowPaw



Why some kids become whiz programers by age 12, and how almost anyone can do it?

Successful learners agree, to increase chances of success you need to:




Make learning fun and engaging



Provide small wins early on




Keep scratching the curiosity itch



## Make learning fun and engaging

Kids are curious, but keeping their attention is hard. Especially now when toddlers are swiping, zooming and tapping iPads before they're potty trained.




But FlowPaw doesn't do any of that on its own...



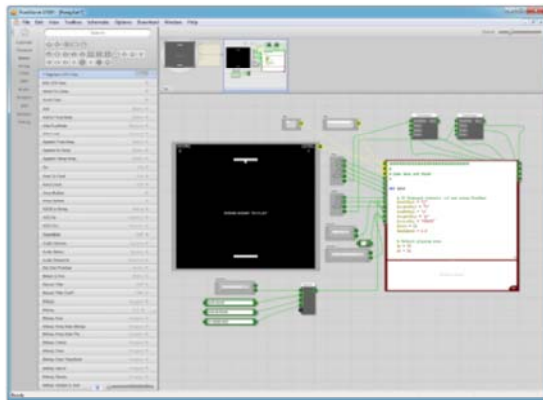
# FlowStone - A series of small wins

When children get immersed into a fun activity it's like they've fallen under a spell – eyes widen, the breath is still. But even then, they're tiptoeing on the edge of boredom. As soon as it gets too repetitive the spell is broken. Make it too challenging – again it doesn't work.

The key to keep the junior code learner spellbound is to provide a steady stream of small wins early on. That's what **Flowstone** – the programming software that comes with **FlowPaw** – is designed to do...



live help



## Dig deeper as you get better

Some FlowStone components are actually nuggets of Ruby code. As you refine your creations, you'll start hacking – a variable here, an expression there – and your coding confidence will grow.



# Keep scratching the curiosity itch


Curiosity feels like an itch; the more you scratch it – by finding answers to questions and learning new stuff – the more it itches.

FlowPaw's four claws with click board sockets will keep you scratching.  
Each click board adds a new functionality to the paw.


Included in the box are a **proximity sensor**, a **8x8 LED display**,  
an **accelerometer** and a **buzzer**.



## FlowPaw click pack 1



## FlowPaw click pack 2





# Even more click boards are available

A total of 12 click boards are currently supported in FlowStone STEM. Support for more and more will be added (out of more than 100 click boards available).

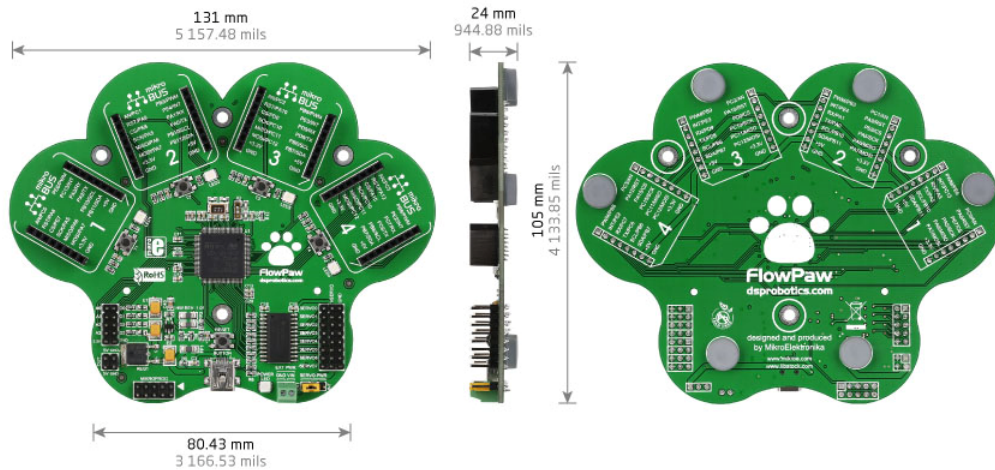


# Where do FlowPaws come from?



MikroElektronika's production facility is where bare, paw-shaped pieces of PCB become FlowPaws. Automated robotic turret heads place 28,000 components per hour. The hardware was designed upstairs, by experts that designed some of the finest development boards for microcontrollers on the market.


## Tech specs



### MCU



- STM32F415RG
- ARM 32-bit Cortex™-M4
- 1024 KB of Flash Memory
- 192 KB SRAM
- 168 MHz



### Connectivity


- 4 mikroBUS sockets
- 4 Digital inputs
- 4 Analog inputs
- 192 KB SRAM
- 8 Servo Motor outputs



### FlowStone

- Compatible with Windows 8/7/Vista/XP/2000
- Requires at least 512 MB RAM

# What's in the package?



Order Now

**CUSTOMIZATION:** We can modify our products to suit your requirements, click [here for details](#).

MIKROE-1744	<b>FlowPaw Kit</b>
-------------	--------------------