

10 9 8 7 6 5 4 3 2 1

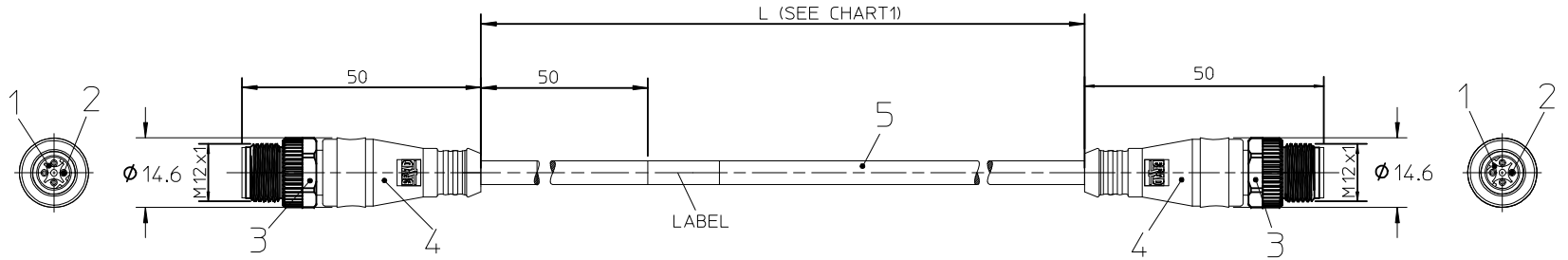
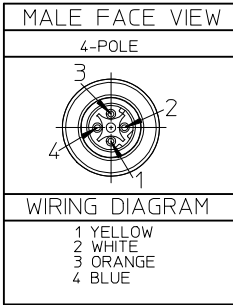


Table of length tolerances

Over (m)	Up to and including (m)	Tolerance (mm)(+)
0	1	+40/0
1	5	+60/0
5	10	+80/0
10	20	+140/0
20	30	+160/0
30	-	1 % of length

CHART 1

1201080512	E11A06012M010
1201080513	E11A06012M020
1201080514	E11A06012M050
1201080515	E11A06012M100
1201080516	E11A06012M150
1201080517	E11A06012M200
1201080518	E11A06012M300

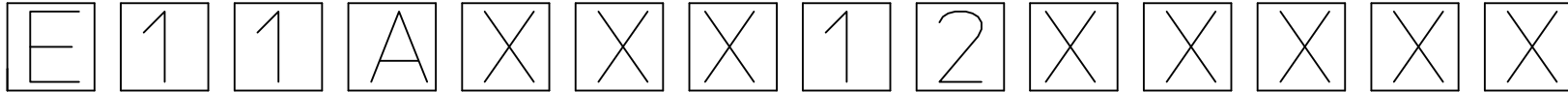
CONNECTOR SPECIFICATION:

VOLTAGE RATING	max 30V
AMPERAGE RATING	1.5 A
PROTECTION	IP67
OPERATING TEMPERATURE	SEE SHEET 2

5	CABLE	TPU	GREEN
4	OVERMOULDING	TPU	BLACK
3	COUPLING NUT MA SW13	BRASS	NICKEL PLATED
2	PIN CONTACT	COPPER ALLOY	GOLD OR NICKEL PLATED
1	INSERT	PUR	BLACK
ITEM	DESCRIPTION	MATERIAL	FINISH

ENTER DESCRIPTION EC NO: IPG2015-0596 DRWN:BBRAUCH 2014/10/16 CHKD:FSCHAFHAUSER 2014/10/16 APPR:CBURGER 2014/10/16	QUANTITY SYMBOLS 	GENERAL TOLERANCES (UNLESS SPECIFIED) <table border="1"> <thead> <tr> <th></th> <th>mm</th> <th>INCH</th> </tr> </thead> <tbody> <tr> <td>4 PLACES</td> <td>± ---</td> <td>± ---</td> </tr> <tr> <td>3 PLACES</td> <td>± ---</td> <td>± ---</td> </tr> <tr> <td>2 PLACES</td> <td>± 0.05</td> <td>± ---</td> </tr> <tr> <td>1 PLACE</td> <td>± 0.3</td> <td>± ---</td> </tr> <tr> <td>0 PLACE</td> <td>± 0.5</td> <td>± ---</td> </tr> </tbody> </table>		mm	INCH	4 PLACES	± ---	± ---	3 PLACES	± ---	± ---	2 PLACES	± 0.05	± ---	1 PLACE	± 0.3	± ---	0 PLACE	± 0.5	± ---	DIMENSION STYLE MM ONLY	SCALE -	DESIGN UNITS METRIC	THIRD ANGLE PROJECTION
		mm	INCH																					
	4 PLACES	± ---	± ---																					
	3 PLACES	± ---	± ---																					
2 PLACES	± 0.05	± ---																						
1 PLACE	± 0.3	± ---																						
0 PLACE	± 0.5	± ---																						
	DRAFT WHERE APPLICABLE MUST REMAIN WITHIN DIMENSIONS	<table border="1"> <thead> <tr> <th>DRAWN BY</th> <th>DATE</th> <th>TITLE</th> </tr> </thead> <tbody> <tr> <td>BBRAUCH</td> <td>2014/10/16</td> <td rowspan="4">CSE M12 ETH 4P DC MA STR WSOR XM DE</td> </tr> <tr> <td>CHECKED BY</td> <td>DATE</td> </tr> <tr> <td>FSCHAFHAUSER</td> <td>2014/10/16</td> </tr> <tr> <td>APPROVED BY</td> <td>DATE</td> </tr> <tr> <td>CBURGER</td> <td>2014/10/16</td> <td></td> </tr> </tbody> </table>	DRAWN BY	DATE	TITLE	BBRAUCH	2014/10/16	CSE M12 ETH 4P DC MA STR WSOR XM DE	CHECKED BY	DATE	FSCHAFHAUSER	2014/10/16	APPROVED BY	DATE	CBURGER	2014/10/16								
DRAWN BY	DATE	TITLE																						
BBRAUCH	2014/10/16	CSE M12 ETH 4P DC MA STR WSOR XM DE																						
CHECKED BY	DATE																							
FSCHAFHAUSER	2014/10/16																							
APPROVED BY	DATE																							
CBURGER	2014/10/16																							
		SEE CHART 1	MATERIAL NO.	DOCUMENT NO.	SHEET NO.																			
		SIZE A3	THIS DRAWING CONTAINS INFORMATION THAT IS PROPRIETARY TO MOLEX INCORPORATED AND SHOULD NOT BE USED WITHOUT WRITTEN PERMISSION																					

9 8 7 6 5 4 3 2 1



Network Protocol E=Ethernet	First and Second Connector 1=M12 Threaded 4 Pole D-code	Wiring Scheme A=4 Pole	HEAD TYPE 060 Plugs male straight and plugs male straight	Cable type 2x2x22AWG TPU, GREEN, SHIELD	LENGTH UNIT C-cm M-m K-km F-feet	LENGTH Example: 010 - 1M 020 - 2M 050 - 5M 100 - 10M 150 - 15M 200 - 20M 300 - 30M	OPTIONS D- Decoupled (for Shielded version only)
--------------------------------	--	---------------------------	--	---	--	--	---

CABLE TYPE	WIRE GAUGE	CABLE JACKET	UL	CSA	static	flexing	drag chain tested	other
CAB-12 4P	0.34mm ²	TPU GREEN	STYLE 21215	yes	-40°C to +80°C >5x0.D	-20°C to +60°C >15x0.D	2 mio cycles	WELD SLAG RESISTANCE

FOR CABLE SPECIFICATION SEE 1202098313 / SD-120209-007

ENTER DESCRIPTION EC NO: IPG2015-0596 DRWN:BBRAUCH 2014/10/16 CHK'D:FSCHAFHAUSER2014/10/16 APPR:CBURGER 2014/10/16	QUALITY SYMBOLS	GENERAL TOLERANCES (UNLESS SPECIFIED)	DIMENSION STYLE	SCALE	DESIGN UNITS	THIRD ANGLE PROJECTION
	▼=0 ▽=0	4 PLACES ± --- ± --- 3 PLACES ± --- ± --- 2 PLACES ± 0.05 ± --- 1 PLACE ± 0.3 ± --- 0 PLACE ± 0.5 ± ---	MM ONLY	1:1	METRIC	DRAWN BY DATE BBRAUCH 2014/10/16 CHECKED BY DATE FSCHAFHAUSER 2014/10/16 APPROVED BY DATE CBURGER 2014/10/16
	ANGULAR ± 1 ° DRAFT WHERE APPLICABLE MUST REMAIN WITHIN DIMENSIONS	SEE CHART 1	TITLE CSE M12 ETH 4P DC MA STR WSOR XM DE	MATERIAL NO. SD-120108-072	DOCUMENT NO. SD-120108-072	SHEET NO. 2 OF 2
	SIZE A3	THIS DRAWING CONTAINS INFORMATION THAT IS PROPRIETARY TO MOLEX INCORPORATED AND SHOULD NOT BE USED WITHOUT WRITTEN PERMISSION				