

SUMMARY

Wires

Low voltage 4



Image is for illustrative purpose only

| | |
|------------------|--|
| Series | 1B |
| Termination type | Male solder |
| IP rating | 50 |
| AWG wire size | 30.00 - 22.00 |
| Cable Ø | 4.30 - 5.20 mm |
| Status | active |
| Matching parts | EGG.1B.304.CLL PHG.1B.304.CLLD52Z |

Download

- [Request a quote](#)
- [Eplan](#)
- [Catalog](#)
- [See video assembly instructions](#)

TECHNICAL DETAILS

Mechanics

| | |
|-------------------|---|
| Shell Style/Model | FG*: Straight plug, cable collet and nut for fitting a bend relief |
| Keying | 1 key (alpha=0, plug: male contacts, receptacle: female contacts) |
| Housing Material | Brass (chrome plated [SAE AMS 2460]) shell and collet nut, nickel plated [SAE AMS QQ N 290] brass latch sleeve and mid pieces |
| Variant | Z : Nut for fitting a bend relief |
| Weight | 16.56 g |

Performance

| | |
|---------------|---------------------------|
| Configuration | 1B.304 : 4 Low Voltage |
| Insulator | L: PEEK (UL 94 / V-0/1.5) |
| Rated Current | 10 Amps |

Specifications

Contact Type: Solder
Contact Dia.: 0.9 mm (0.035in)
Bucket Dia.: 0.8 mm (0.031in)
Max. Solid Conductor: 0.34 mm² (AWG 22)
Max. Stranded Conductor: 0.34 mm² (AWG 22)
R (max): 4.8 mOhm

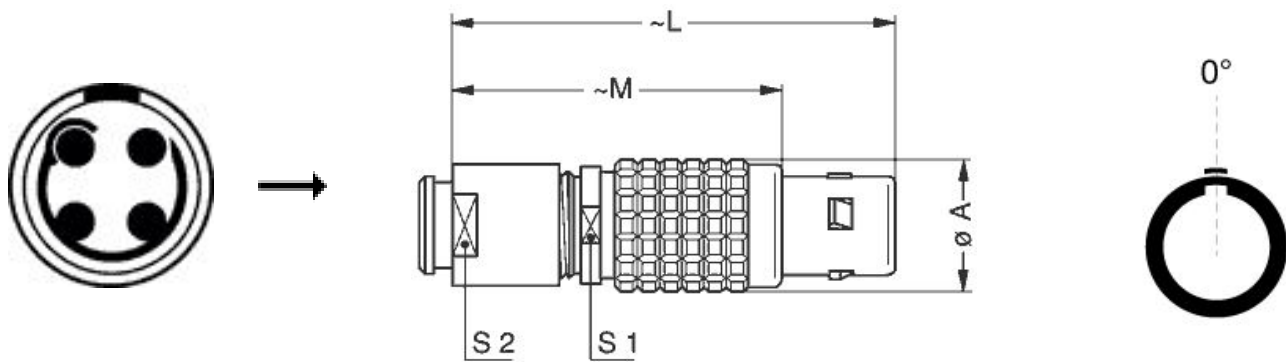
LEMO products and services are provided "as is". LEMO makes no warranties or representations with regard to LEMO product & services or use of them, express, implied or statutory, including for accuracy, completeness, or security. The user is fully responsible for his products and applications using LEMO components.

V_{test} (contact-shell): 1450 V (AC), 2050 V (DC)
V_{test} (contact-contact): 1350 V (AC), 1910 V (DC)

Others

Endurance (Shell): 5000
Temp (min / max): -55°C / +250°C
Humidity (max): ≤95% [at 60 deg C / 140 F]
Vibration: 15 g [10 Hz - 2000 Hz]
Shock Resistance: 100 g [6 ms]
Climatical Category: 50/175/21
Shielding (min): 75 dB (10 MHz)
Shielding (min): 40 dB (1 GHz)
Salt Spray Corrosion: >1000 hr

DRAWINGS



Dimensions

| | A | L | M | S1 | S2 |
|-----|------|------|------|------|------|
| mm. | 12 | 42 | 31 | 10 | 9 |
| in. | 0,47 | 1,65 | 1,22 | 0,39 | 0,35 |

RECOMMENDED BY LEMO







Tools

LEMO products and services are provided "as is". LEMO makes no warranties or representations with regard to LEMO product & services or use of them, express, implied or statutory, including for accuracy, completeness, or security. The user is fully responsible for his products and applications using LEMO components.

Spanner wrench: [DCD.1B.ZZZ.PA090](#)

Caps: [BFG.1B.100.PCSG](#)

Cables

| | | | |
|--------------------|---------------|-------|---|
| CMN.04.T22.047QGC | TPR | Grey | |
| CMN.04.T22.048QGZE | TPR (medical) | Grey |  |
| 140240 | PVC | Black |  |
| 140250 | PVC | Grey |  |
| 40260 | PVC | Black |  |
| 4080 | PVC | Grey | |
| 4221 | PVC | Black |  |
| 4280 | PVC | Black |  |
| 80080 | PVC | Grey | |
| 80082 | PVC | Red | |
| 80084 | PVC | Black | |

LEMO products and services are provided "as is". LEMO makes no warranties or representations with regard to LEMO product & services or use of them, express, implied or statutory, including for accuracy, completeness, or security. The user is fully responsible for his products and applications using LEMO components.