

TA 1



Type	Part No.
TA 1	53586
The conductor is soldered or crimped on with an HTG 58 crimping tool	
HTG 58	901200
Conductor max. 0.75 mm ²	
Remove stop	
Stripping length 14 mm	

WTA/ZS 4



Type	Part No.
WTA/ZS 4 RT	153780
WTA/ZS 4 SW	156831
Flexible adapter plugs for converting W-Series test adapters to a 4 mm test socket. Length: 60 mm	

Busbars

In switchgear and control systems, it may be necessary to connect the N and ground conductors at a central point. For this purpose, busbars are available to which numerous conductors can be connected in a limited space (up to 70 wires on a 1m busbar). The conductors are connected via a pressure clamp or a clamping yoke. With the pressure clamp, no eyelets need be fitted. A locating flange on the pressure clamp engages in the busbar and holds the clamp firmly in place. Clamping yokes can be moved on the busbar and therefore, adapted to the installation wiring. The busbar can be used unslotted in any desired length. It is fixed in place with SH support blocks which can also be arranged between the clamping yokes in the case of longer busbars.

Current-carrying capacity of the busbars (VDE)

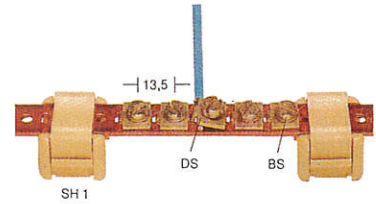
	A
SSch 10 x 3 St	63
SSch 10 x 3 Cu	140
SSch 10 x 3 Ms	100
SSch 15 x 6 Cu	265
SSch 6 x 6 Cu	140
SSch 6 x 6 Ms	100
NSch 15 x 2 Cu	80
ESch 12 x 2 St	45

SSch 10 x 3
6 x 6
15 x 6




Type	Part No.
SSch	34890
Tin-plated Cu, 10 x 3 mm (140 A)	
SSch	25980
Bare brass, 10 x 3 mm (100 A)	
SSch	43800
Plated steel, 10 x 3 mm (63 A)	
SSch	57130
Tin-plated Cu, 6 x 6 mm (140 A)	
SSch	57120
Bare brass, 6 x 6 mm (100 A)	
SSch	35740
Tin-plated Cu, 15 x 6 mm (265 A)	

NSch 15 x 2




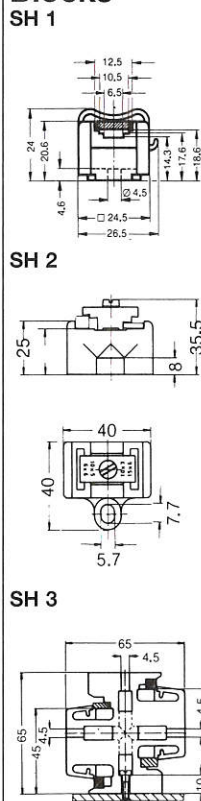
Type	Part No.
NSch	28020
Bare Cu, 15 x 2 mm (80 A)	
DS	28010
Pressure clamp	
BS M 5 x 8	29670
Clamping screw	
Connection data	
Single strand 0.5...2.5 mm ² screw connection, max. 27 A	
Stripping length: 9 mm	
Cable lug, Max:16 mm ²	

TA 2




Type	Part No.
TA 2	54486
Test adapter with spring for use in sockets with a 4 mm internal diameter. Connectable conductor cross-section 2.5 mm ² .	
TA 2	54476
Test adapter without spring for screw-filling in 8 and 10 mm wide terminals. Connectable conductor cross-section 2.5 mm ² . Both TA 2 designs can be linked to form any number of poles.	
Rated voltage 250 VAC Size C	
Rated current 27 A	
Nominal cross-sec. 2.5 mm ²	
End plate 2 mm wide	
AP	54496
To close the last element of a strip and to extend the pitch dimension by 2 mm by insertion.	

Support Blocks




Type	Part No.
SH 1 PA	29986
for 10 x 3/6 x 6/15 x 2/12 x 2	
Base SH 1	40146
Clip SH 1	63590
SH 2 S KrG	64172
for 10 x 3/6 x 6/15 x 6/10 x 5	
Accessories for SH 1:	
BS M 4 x 9	10330
Fixing screw	
for 1 SH 1 unit	
BS M 4 x 30	26710
Fixing screw	
for 2 SH 1 units	
stacked	
SH 3 PA	55666

WEW 35/1



Type	Part No.
WEW 35/1	105900
for 10 x 3/6 x 6	
The assembly picture shows the WEW 35/1 as a busbar support block together with the ZB 4 G clamping yoke.	

WEW 35/2



Type	Part No.
WEW 35/2	106120
for 10 x 3/6 x 6	
The assembly picture shows the WEW 35/2 as a busbar support block together with the ZB 4 G clamping yoke.	

ACCESSORIES