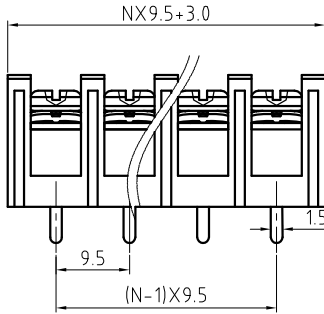
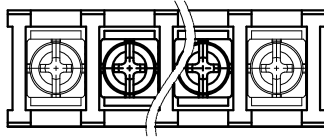
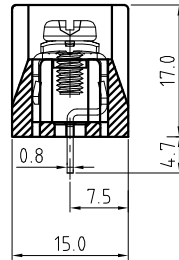
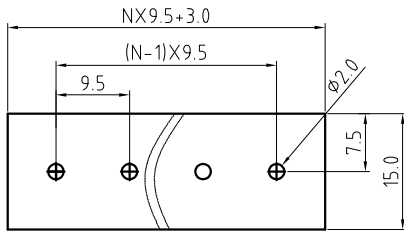


Transfer or duplication of this document as well as the utilisation or communication of its content are not permitted unless express consent is granted. Violations give rise to claims for damages. All rights reserved in case of patent, utility model or design patent registrations.

N=Number of contacts



P.C.B LAYOUT



Technical Data:

Electrical

Pitch: 9.5mm

Voltage rating: 300 V

Current rating: 20 Amps

Contact resistance: 20mΩ(max)

Withstanding Voltage: 2500VAC(1min) Test time=60sec/1pcs

Wire range: 14-22 AWG

Mechanical:

Torque: 12kgf.cm/M3.5

Operating temperature: -40°C to +105°C

Soldering temperature

Temperature= 250°C±10°C /5 seconds max

Safety approval (pending):

RoHS Compliance

Part No.: **OSTYK501XX030**

No. of Poles
 02 2 Poles
 03 3 Poles

 24 24 Poles

3	Screw	Steel / M3.5	Ni plated	1xN
2	Terminal	Copper Alloy	Tin plated	1xN
1	Body	PBT+15%GF		1
ITEM	NAME OF PART	MATERIAL	NOTES	Q"TY
DWG.	DATE	UNITS: MM	SHEET: 1 OF 1	Tolerance
CHK.	DATE	SCALE: NONE 1.5:1 (:)	REV.: A	X. ±0.50
APP.	DATE	TITLE: OSTYK-501 SERIES 9.5MM		X.X ±0.30
		WITHOUT FLANGE & WITHOUT COVER		X.XX ±0.10
		PART NO. OSTYK501XX030		X° ±1°
		DWG NO. OSTYK501XX030.DWG		

REV	SIGN	DESCRIPTION	CHK.	DATE



ON-SHORE TECHNOLOGY, INC.