



TAI-SAW TECHNOLOGY CO., LTD.

No. 3, Industrial 2nd Rd., Ping-Chen Industrial District,
Taoyuan, 324, Taiwan, R.O.C.

TEL: 886-3-4690038 FAX: 886-3-4697532

E-mail: tstsales@mail.taisaw.com Web: www.taisaw.com

Approval Sheet For Product Specification

Issued Date:

Product Name: SAW Resonator 433.92 MHz SMD 3.8X3.8 mm

TST Parts No.: TC0170C

Customer Parts No.: _____

Company: _____
Division: _____
Approved by : _____
Date: _____

Checked by: Paul Ni

Approval by: Francis Chen 

Date: 2008/10/28



TAI-SAW TECHNOLOGY CO., LTD.

No. 3, Industrial 2nd Rd., Ping-Chen Industrial District,
Taoyuan, 324, Taiwan, R.O.C.

TEL: 886-3-4690038 FAX: 886-3-4697532

E-mail: tstsales@mail.taisaw.com Web: www.taisaw.com

Approval Sheet For Product Specification

Issued Date:

Product Name: SAW Resonator 433.92 MHz SMD 3.8X3.8 mm

TST Parts No.: TC0170C

Customer Parts No.: _____

Company: _____
Division: _____
Approved by : _____
Date: _____

Checked by: Paul Ni

Approval by: Francis Chen

Date: 2008/10/28



TAI-SAW TECHNOLOGY CO., LTD.

No. 3, Industrial 2nd Rd., Ping-Chen Industrial District,
Taoyuan, 324, Taiwan, R.O.C.

TEL: 886-3-4690038 FAX: 886-3-4697532

E-mail: tstsales@mail.taisaw.com Web: www.taisaw.com

SAW Resonator 433.92 MHz

MODEL NO.: TC0170C

REV. NO.:1

A. FEATURES:

1. 1-Port Resonator.

B. MAXIMUM RATING:

1. Input Power Level: 0 dBm
2. DC voltage: 12 V
3. Operating Temperature: -40°C to +85°C
4. Storage Temperature: -40°C to +85°C

C. ELECTRICAL CHARACTERISTICS:

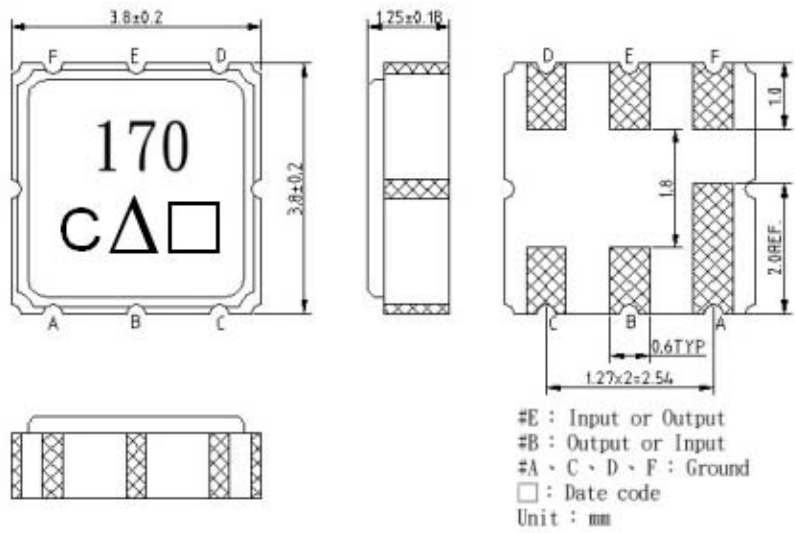
Reference Temperature $T_A=25^\circ\text{C}$

Characteristic	Units	Minimum	Typical	Maximum
Center frequency F_c	MHz	433.820	433.920	434.020
Insertion Loss IL	dB	-	1.6	2.5
Unload quality factor Q_U		6000	12000	-
Ageing of f_c	ppm/yr	-	-	±10
Motional capacitance C1	fF	-	1.26	-
Motional inductance L1	μH	-	98.8	-
Motional resistance R1	Ohm	-	22.2	-
Parallel capacitance C_o	pF	-	2.63	-
Frequency Temperature coefficient (TC_f)	ppm/c*2	-	0.032	-
Turnover T_o	deg.C	10	25	40
Package size		SMD 3.8X3.8X1.2 mm		

Temperature dependence of f_c : $f_c(T_A)=f_c(T_O)(1+TC_f(T_A-T_O)^2)$

RoHS Compliant
Lead free
Lead-free soldering

D.OUTLINE DRAWING:



#E : Input or Output

#B : Output or Input

#A 、 C 、 D 、 F : Ground

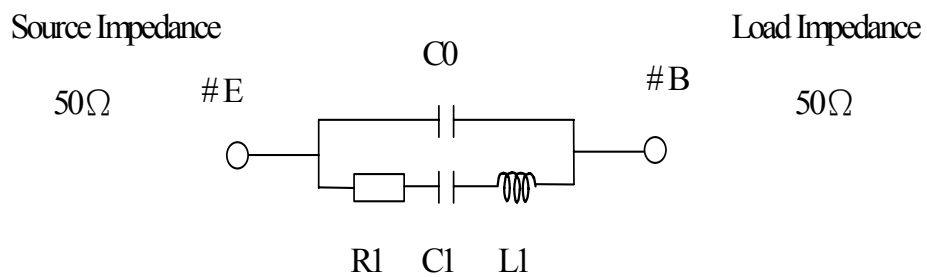
△ : Year Code

□ : Data Code(Follow the table provided by planer each year)

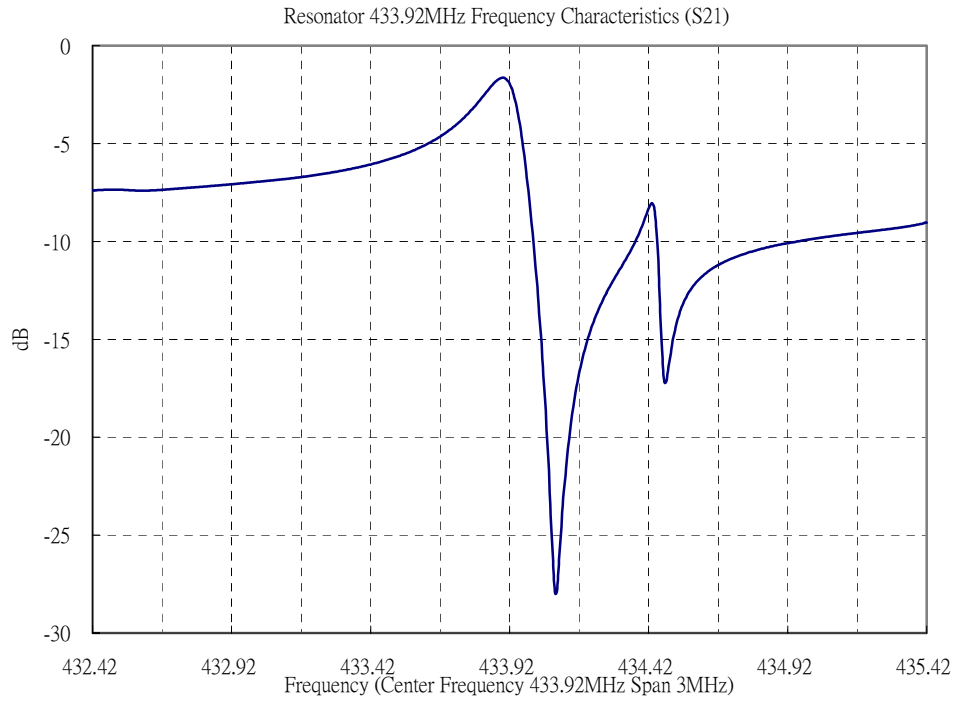
Year	2005 2007	2006 2008
Year Code	C	c

E.EQUVIRENT CIRCUIT:

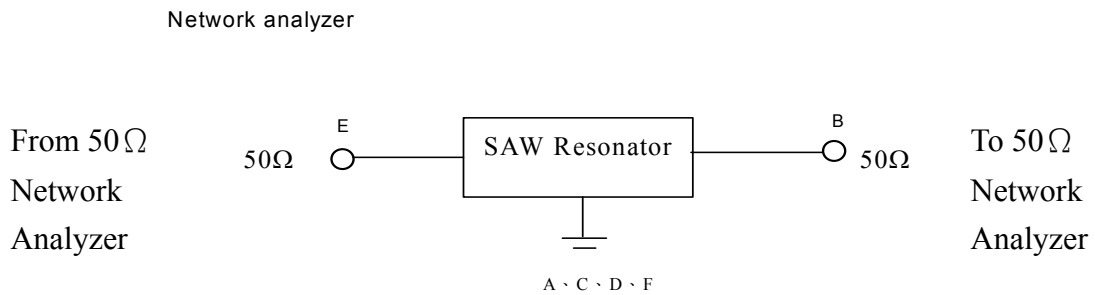
One-Port Resonator:



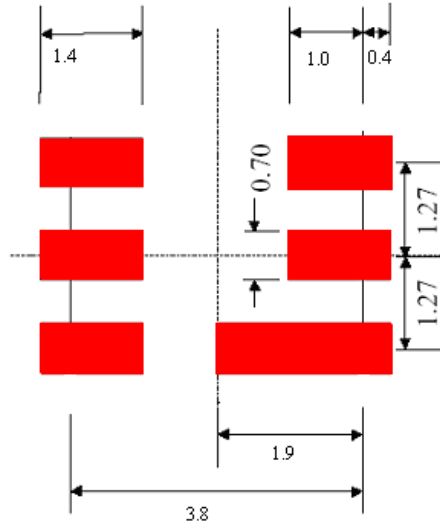
F.FREQUENCY CHARACTERISTICS:



G. TEST CIRCUIT:

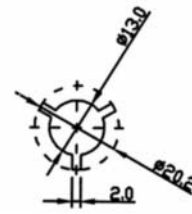
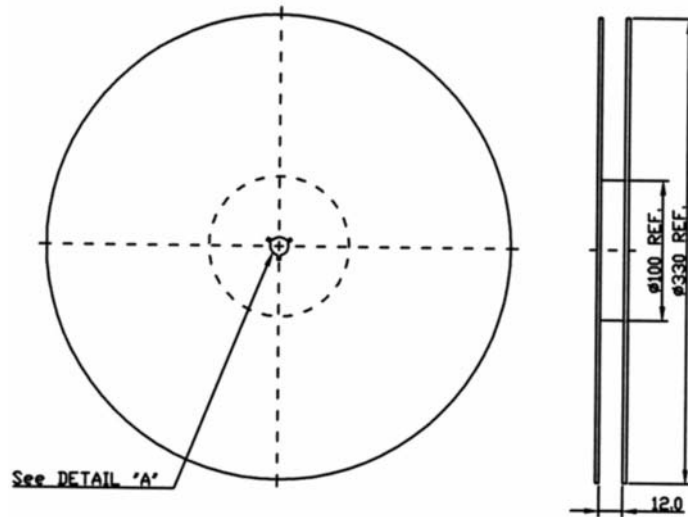


H. PCB Foot Print:



I. PACKING:

1. REEL DIMENSION



2.TAPE DIMENSION

