


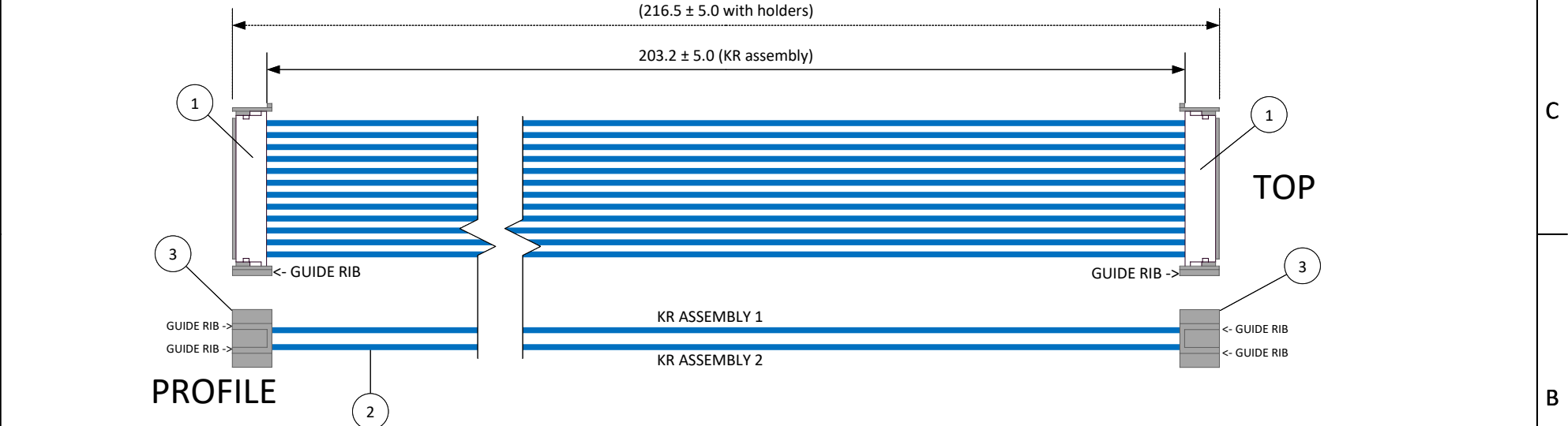
THIS DRAWING CONTAINS INFORMATION THAT IS PROPRIETARY TO J.S.T. AND SHALL NOT BE USED OR SHOWN WITHOUT WRITTEN PERMISSION.

4	3	2	1
---	---	---	---

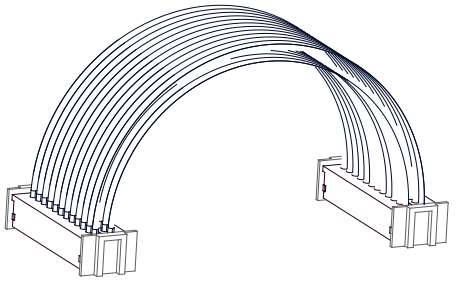
ITEM	QTY.	PART NO.	DESCRIPTION
1	4	12KR-6S-P	KR CONNECTOR
2	5,112 mm	UL1061, 26AWG	BLUE
3	2	KRWH-24C-H	GRAY CONNECTOR HOLDER



D



B



Electrical Specifications
Current: 1.0A AC/DC
Voltage: 100V AC/DC

DIMENSIONS All dimensions are in MM with a tolerance of +/- 5.0 unless otherwise specified.	SCALE 1: 1	DESCRIPTION 2.0 mm Pitch KRW Catalog Standard Assembly - 8" Inside Length
DRAWN BY STEVEN PILKINGTON	ASSEMBLY PART NO. A24KRW24KRW26E203D	
CHECKED BY CHELSEA COLE	DRAWING NO. GAM-1068	DATE 10/27/2021

REV.	DESCRIPTION	DATE	BY

4	3	2	1
---	---	---	---

A

A