

Printed-circuit board connector - MSTBVA 2,5/ 2-G-5,08-LR - 1809267

Please be informed that the data shown in this PDF Document is generated from our Online Catalog. Please find the complete data in the user's documentation. Our General Terms of Use for Downloads are valid (<http://phoenixcontact.com/download>)

PCB headers, nominal current: 12 A, number of positions: 2, pitch: 5.08 mm, color: green, contact surface: Tin, mounting: Wave soldering




Your advantages

- ✓ Maximum flexibility when it comes to device design – one header for connectors with different connection technologies
- ✓ Automatic locking and intuitive release through Lock and Release operating lever in contrasting color
- ✓ Well-known mounting principle allows worldwide use
- ✓ Vertical connection enables multi-row arrangement on the PCB
- ✓ Closed contour for optimum stability of the plug-in connection



Key Commercial Data

Packing unit	50 pc
GTIN	 4 046356 703413
GTIN	4046356703413

Technical data

Dimensions

Length [l]	8.6 mm
Width	20.32 mm
Pitch	5.08 mm
Dimension a	5.08 mm
Width [w]	20.32 mm
Height [h]	15.9 mm
Height	12 mm
Length of the solder pin	3.9 mm
Pin dimensions	1 x 1 mm
Length	8.6 mm

General

Printed-circuit board connector - MSTBVA 2,5/ 2-G-5,08-LR - 1809267

Technical data

General

Range of articles	MSTBVA 2,5/...-G-LR
Insulating material group	IIIa
Rated surge voltage (III/3)	4 kV
Rated surge voltage (III/2)	4 kV
Rated surge voltage (II/2)	4 kV
Rated voltage (III/3)	250 V
Rated voltage (III/2)	320 V
Rated voltage (II/2)	400 V
Connection in acc. with standard	EN-VDE
Nominal current I_N	12 A
Maximum load current	12 A
Insulating material	PBT
Flammability rating according to UL 94	V0
Color	green
Number of positions	2

Standards and Regulations

Connection in acc. with standard	EN-VDE
	CUL
Flammability rating according to UL 94	V0

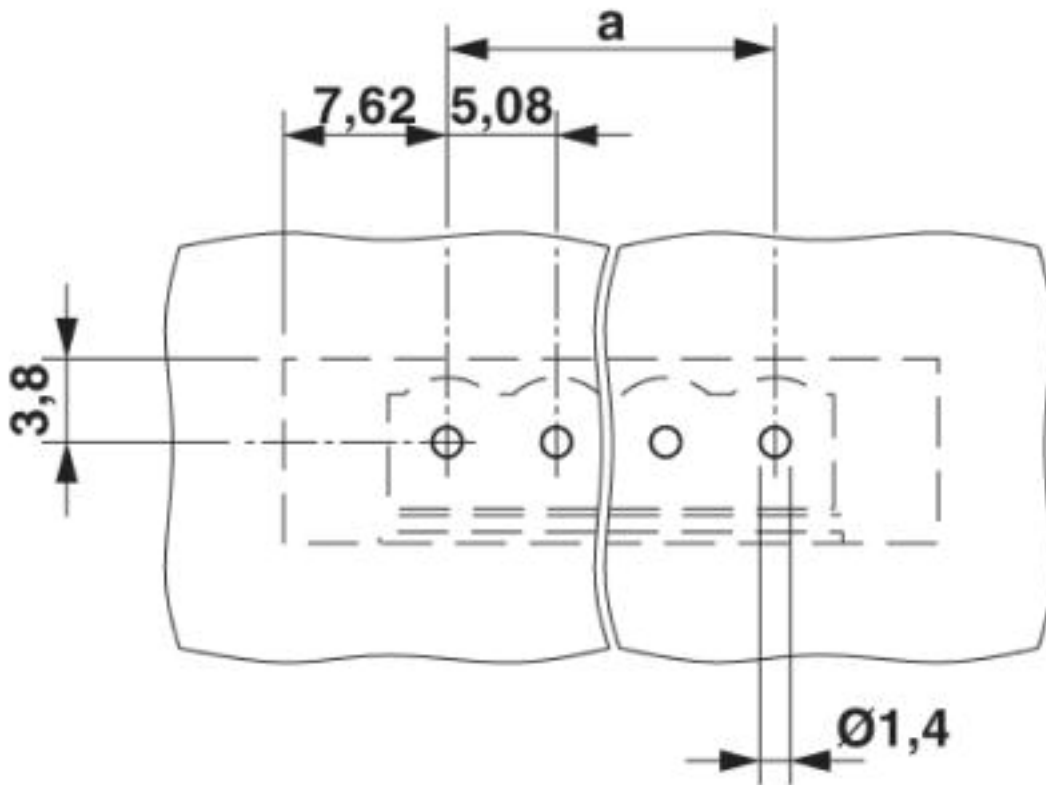
Environmental Product Compliance

China RoHS	Environmentally friendly use period: unlimited = EFUP-e
	No hazardous substances above threshold values

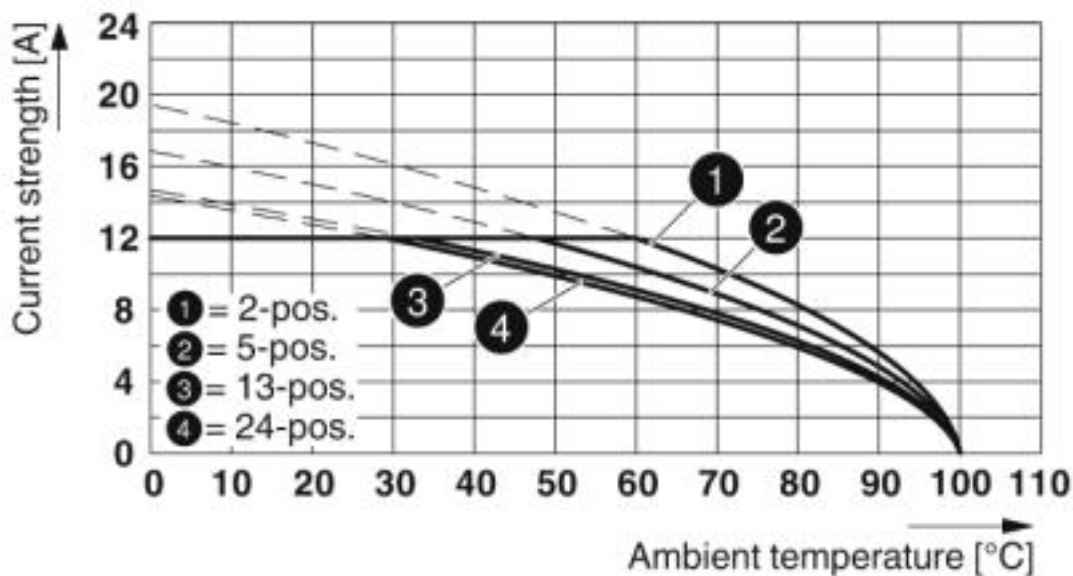
Drawings

Printed-circuit board connector - MSTBVA 2,5/ 2-G-5,08-LR - 1809267

Drilling diagram



Diagram



Type: FKCO(R/W) 2,5/...-ST-5,08(-LR) with MSTBVA 2,5/...-ST-5,08(-LR)

Printed-circuit board connector - MSTBVA 2,5/ 2-G-5,08-LR - 1809267

Approvals


Approvals


Approvals


EAC / cULus Recognized / IECEE CB Scheme / VDE Gutachten mit Fertigungsüberwachung


Ex Approvals

Approval details

EAC		B.01742
-----	-----------------------------------------------------------------------------------	---------

cULus Recognized		http://database.ul.com/cgi-bin/XYV/template/LISEXT/1FRAME/index.htm	E60425-19931011
	B	D	
Nominal voltage UN	300 V	300 V	
Nominal current IN	15 A	10 A	

IECEE CB Scheme		http://www.iecee.org/	DE1-60988-B1B2
Nominal voltage UN	250 V		
Nominal current IN	12 A		

VDE Gutachten mit Fertigungsüberwachung		http://www2.vde.com/de/Institut/Online-Service/VDE-gepruefteProdukte/Seiten/Online-Suche.aspx	40004701
Nominal voltage UN	250 V		
Nominal current IN	12 A		

Phoenix Contact 2019 © - all rights reserved
<http://www.phoenixcontact.com>

PHOENIX CONTACT GmbH & Co. KG
Flachsmarktstr. 8
32825 Blomberg
Germany
Tel. +49 5235 300
Fax +49 5235 3 41200
<http://www.phoenixcontact.com>