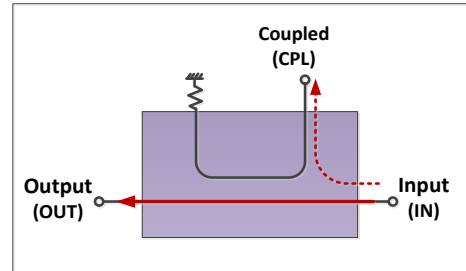


RoHS Compliant

Electrical schematic

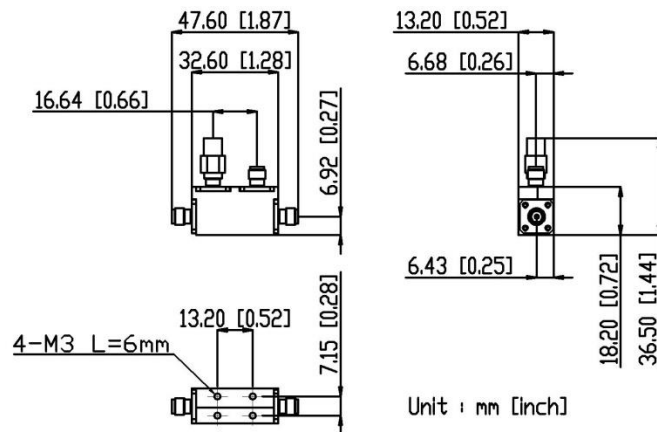


## Electrical Specifications

Parameter	Unit	Frequency (GHz)	Min.	Typ.	Max.
Nominal Coupling	dB	4 – 8	8.75	10	11.25
Coupling Flatness				±0.6	±0.8
Directivity			23	27	
Main Line VSWR	:1			1.15	1.25
Coupled Line VSWR				1.15	1.25
Insertion Loss (Excluding Coupling Loss)	dB			0.8	1.1
Average Power Handling	W				

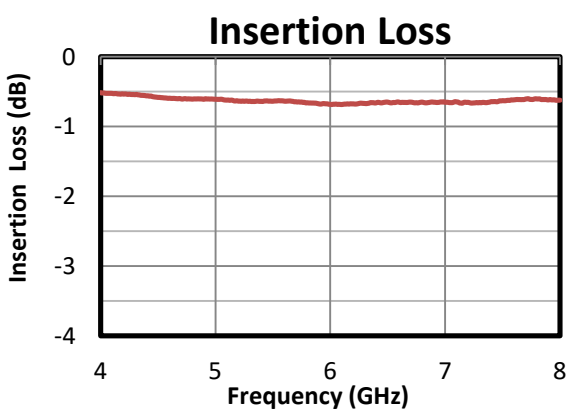
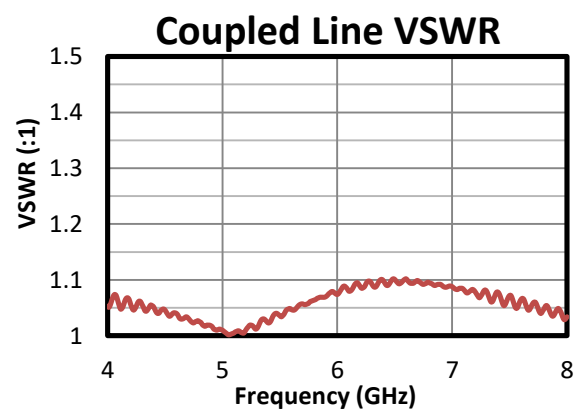
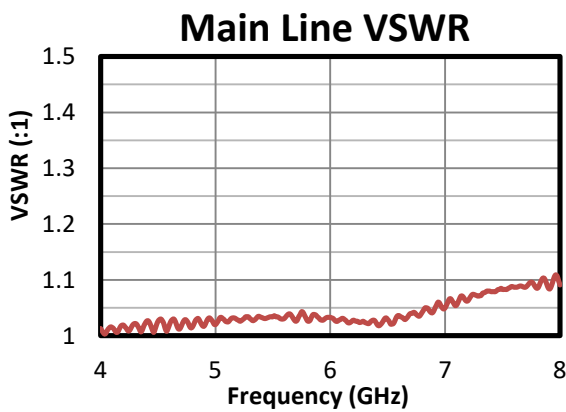
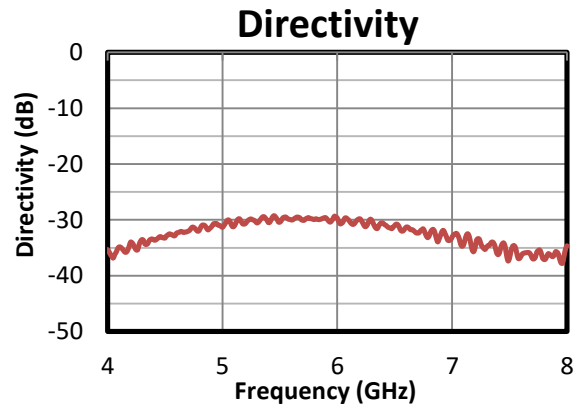
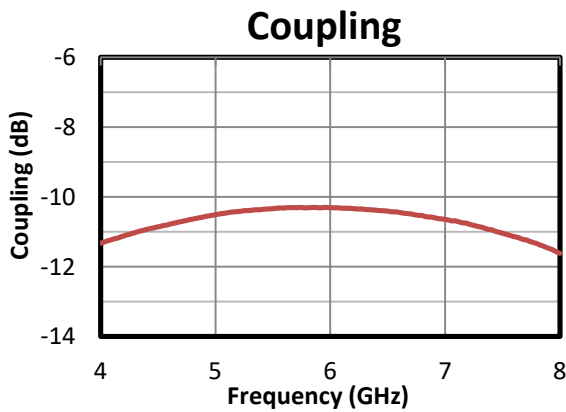
Operated in 50Ω system, 25°C environment.

## Outline Drawing



Connectors: SMA Female

## Typical Performance



Typical performance S-parameter file: <https://www.amtery.com/en/goods-55>

For each S/N S-parameter file, go to <https://www.amtery.com/en/downloads>

Note: Specifications are subject to change without notice.