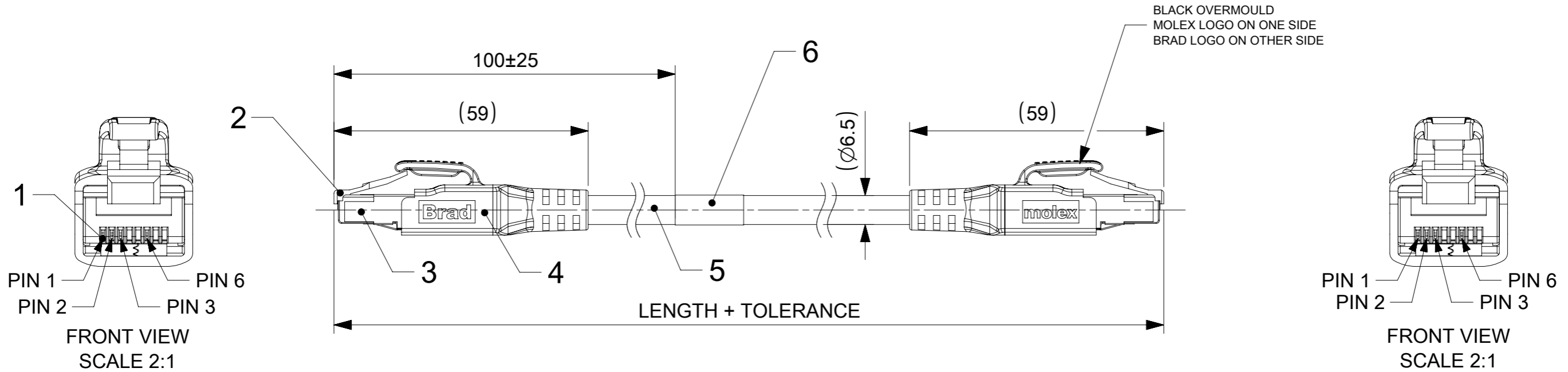
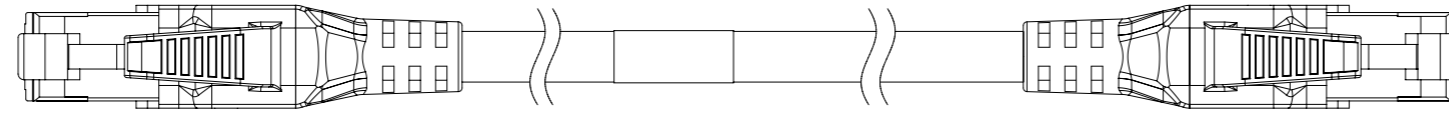
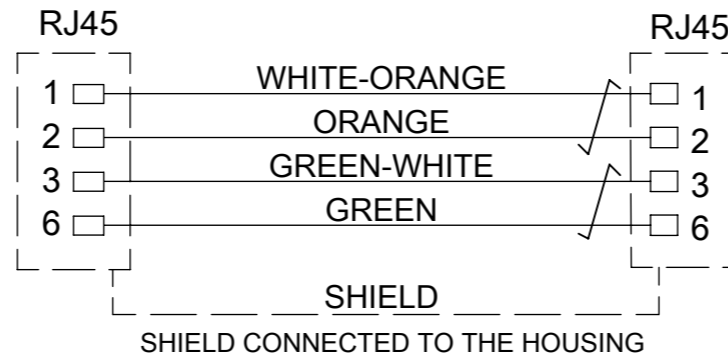


PLUG RJ45 STRAIGHT TO PLUG RJ45 STRAIGHT



WIRING DIAGRAM

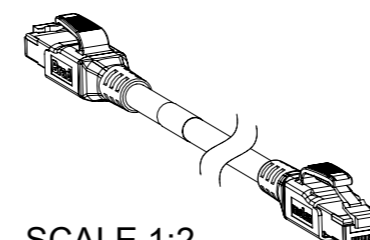


NOTES:

1. MATERIALS : SEE BOM TABLE
2. FINISHES: SEE BOM TABLE
3. ELECTRICAL DATA:
MAX. VOLTAGE RATING 60 VDC
MAX. CURRENT PER CONTACT 1.5 A
4. ENVIRONMENTAL PARAMETERS FOR CONNECTOR:
STATIC OPERATING TEMP: -40°C to $+85^{\circ}\text{C}$
INDEX OF PROTECTION RJ45: IP20
5. FOR MORE INFORMATION SEE PRODUCT SPECIFICATION 1201080202 PS P00
6. TRANSMISSION CHARACTERISTICS ACCORDING TO ISO/IEC 11801 CATEGORY 5e
PATCH CORD PROFINET TYPE C

BOM

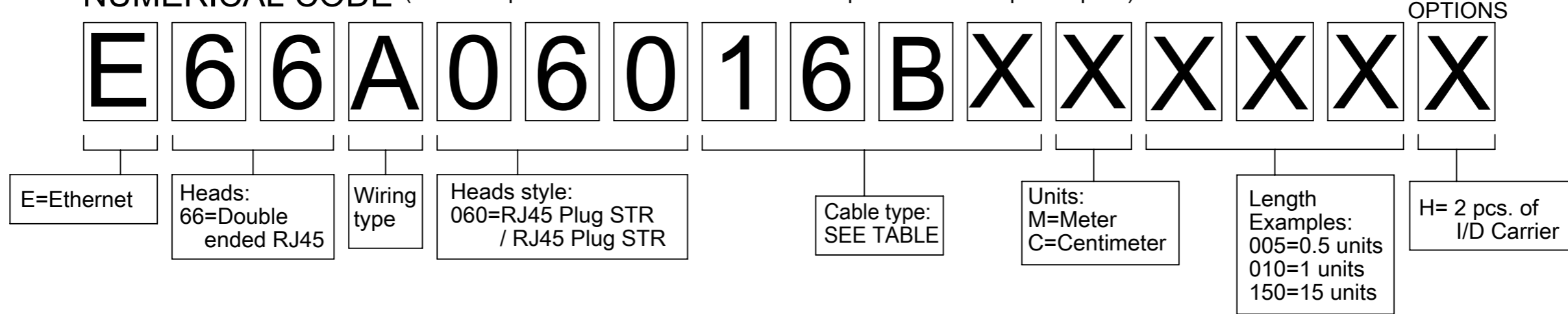
ITEM	QTY.	DESCRIPTION	MATERIAL	FINISH
6	1	LABEL	VINYL	---
5	-	CABLE	SEE SHEET 2	---
4	-	OVERMOULDING BLACK	TPU	---
3	2	SHIELD	BRASS	TIN
2	2	PLUG RJ45 TRANSPARENT	POLYCARBONATE	---
1	8 or 16	CONTACT RJ45 MALE	PHOSPHOR BRONZE	SELECTIVE GOLD



SCALE 1:2

FUNCTIONAL SYMBOLS	DIMENSION UNITS	SCALE	CURRENT REV DESC:							
$\nabla_A = 0$	mm	1:1	EC NO: 718371 DRWN: MBLOESER 2022/08/19 CHK'D: RSILLER 2022/08/22 APPR: RSILLER 2022/08/22 INITIAL REVISION: DRWN: SSM 2021/08/04 APPR: RSILLER 2021/12/21							
$\nabla_E = 0$	GENERAL TOLERANCES (UNLESS SPECIFIED)						molex CSE ETH ETH RJ45 WSOR RJ45 XM			
$\nabla_F = 0$	ANGULAR TOL $\pm 1.0^{\circ}$						PRODUCT CUSTOMER DRAWING			
DIVISIONAL SYMBOLS	4 PLACES \pm		DOCUMENT NUMBER		DOC TYPE	DOC PART	REVISION			
	3 PLACES \pm		1201088967		PSD	000	A3			
	2 PLACES ± 0.05		MATERIAL NUMBER		CUSTOMER		SHEET NUMBER			
	1 PLACE ± 0.3		SEE PART LIST		GENERAL MARKET		1 OF 2			
	0 PLACES ± 0.5		THIRD ANGLE PROJECTION		DRAWING		SERIES			
	DRAFT WHERE APPLICABLE MUST REMAIN WITHIN DIMENSIONS		A3-SIZE		120108					

NUMERICAL CODE (Available parts see PART LIST table. Other parts available upon request)



CABLE INFORMATION (for more information see Cable Data Sheet).

CABLE TYPE	MOLEX PN	CABLE O.D.	APPLICATION	CROSS SECTION	CABLE JACKET	UL	TEMP. RANGE STATIC BENDING RADIUS STATIC	CYCLES	ADITIONAL INFORMATION	RJ45 MOLEX PN
16BK	1202098649	6.5mm	-	24AWG	PUR BLACK	STYLE 21215	-40°C to +80°C / min.6xO.D.	1M, min.10xO.D. / 2M min.20xO.D. @20°C	WSOR	1301980179
16	1302110136	6.5mm	-	24AWG	TPU BASED TEAL	STYLE 21215	-40°C to +80°C / min.6xO.D.	1M, min.10xO.D. / 2M min.20xO.D. @20°C	WSOR	1301980179

PART LIST

Part No.	Engineering No.	Cable Length(m)
1201088967	E66A06016BKM005	0,5m
1201088968	E66A06016BKM010	1m
1201088969	E66A06016BKM020	2m
1201088970	E66A06016BKM030	3m
1201088971	E66A06016BKM050	5m
1201088972	E66A06016BKM100	10m
1201088532	E66A06016M005	0.5m
1201088556	E66A06016M003	0.3m
1201088557	E66A06016M006	0.6m
1201088474	E66A06016M010	1m
1201088475	E66A06016M020	2m
1201088476	E66A06016M030	3m
1201088477	E66A06016M040	4m
1201088478	E66A06016M050	5m
1201088479	E66A06016M060	6m
1201088480	E66A06016M080	8m
1201088481	E66A06016M090	9m
1201088482	E66A06016M100	10m

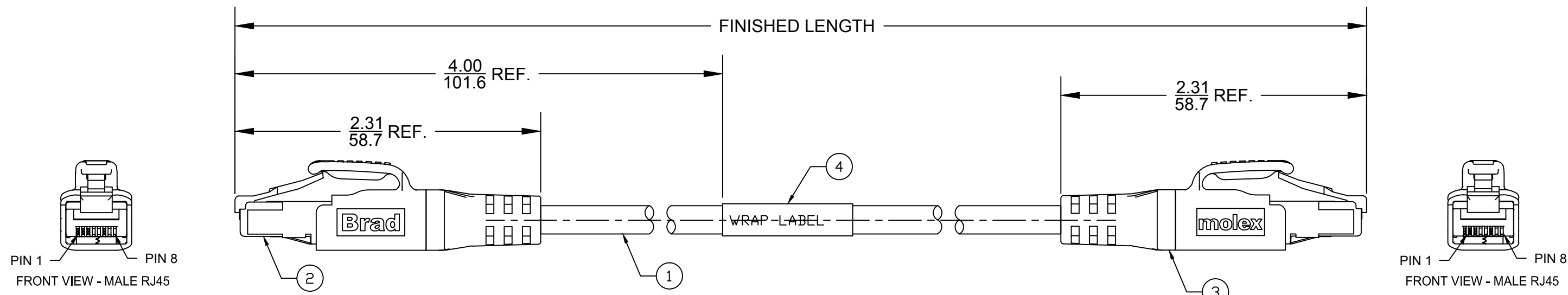
Part No.	Engineering No.	Cable Length
1201088483	E66A06016M120	12m
1201088484	E66A06016M150	15m
1201088485	E66A06016M200	20m
1201088486	E66A06016M250	25m
1201088487	E66A06016M300	30m
1201088488	E66A06016M350	35m
1201088489	E66A06016M400	40m
1201088490	E66A06016M450	45m
1201088491	E66A06016M500	50m
1201088492	E66A06016M550	55m
1201088493	E66A06016M600	60m
1201088494	E66A06016M650	65m
1201088495	E66A06016M700	70m
1201088496	E66A06016M750	75m
1201088497	E66A06016M800	80m
1201088528	E66A06016M850	85m
1201088529	E66A06016M900	90m

TABLE 2
CABLE LENGTH TOLERANCES

LENGTH	TOLERANCE
0m-1m	+40 mm
>1m-5m	+60 mm
>5m-10m	+80 mm
>10m-20m	+140 mm
>20m-30m	+160 mm
>30m	+1% length

FUNCTIONAL SYMBOLS	THIS DRAWING CONTAINS INFORMATION THAT IS PROPRIETARY TO MOLEX ELECTRONIC TECHNOLOGIES, LLC AND SHOULD NOT BE USED WITHOUT WRITTEN PERMISSION		CURRENT REV DESC:		molex
$\nabla_A = 0$	mm	SCALE 1:1	EC NO: 718371		
$\nabla_E = 0$	GENERAL TOLERANCES (UNLESS SPECIFIED)		DRWN: MBLOESER 2022/08/19		CSE ETH ETH RJ45 WSOR RJ45 XM
$\nabla_F = 0$	ANGULAR TOL $\pm 1.0^\circ$		CHK'D: RSILLER 2022/08/22		
DIVISIONAL SYMBOLS	4 PLACES \pm	2022/08/22	APPR: RSILLER 2022/08/22		PRODUCT CUSTOMER DRAWING
	3 PLACES \pm		INITIAL REVISION:		
	2 PLACES ± 0.05		DRWN: SSM 2021/08/04		DOCUMENT NUMBER
	1 PLACE ± 0.3		APPR: RSILLER 2021/12/21		1201088967
	0 PLACES ± 0.5		DRAFT WHERE APPLICABLE MUST REMAIN WITHIN DIMENSIONS		DOC TYPE DOC PART REVISION
			THIRD ANGLE PROJECTION	DRAWING	PSD 000 A3
			SERIES	MATERIAL NUMBER	CUSTOMER
			A3-SIZE	120108	SEE PART LIST GENERAL MARKET
					SHEET NUMBER
					2 OF 2

MATERIAL NUMBER	ENG. NUMBER	FINISHED LENGTH [M]
1201088474	E66A06016M010	1.0 M
1201088486	E66A06016M250	25.0 M



NOTES:
STANDARDS:
PROTECTION: IP20

WRAP LABEL:
MARKED WITH P/N, DATE CODE, VOLTAGE & AMPERAGE

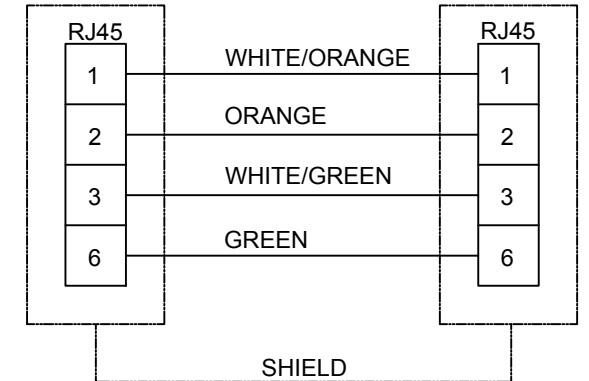
ELECTRICAL
ACCORDING TO CAT5e
VOLTAGE RATING: 125V AC/DC
AMPERAGE: 1.5A

PART MATRIX

CABLE TYPE	24 AWG TPU-TEAL
E66A06016M005	
LENGTH	M005 = 0.5M M050 = 5M M250 = 25M

CABLE LENGTH TOLERANCES

>.3M [1FT]:	+19mm-0 [+0.75in-0]
.3 - .9M [1 - 3FT]:	+44.5mm-0 [+1.75in-0]
.9 - 1.8M [3 - 6FT]:	+55.6mm-0 [+2.19in-0]
1.8 - 3.7M [6 - 12FT]:	+88.9mm-0 [+3.50in-0]
3.7 - 7.3M [12 - 24FT]:	+165.1mm-0 [+6.50in-0]
7.3-14.6M [24 - 48FT]:	+317.5mm-0 [+12.50in-0]
14.6 - 30.5M [48-100FT]:	+622.3mm-0 [+24.50in-0]
OVER 30M [100FT]	+2% OF FINISHED LENGTH



ADDITIONAL CABLE INFORMATION

PHYSICAL CHARACTERISTICS:

CONDUCTOR SIZE	24AWG 2 PAIR (19/0.12mm) BARE COPPER
INSULATION MATERIAL	POLYOLEFIN
SHIELD/BRAID	TINNED COPPER 85% COVERAGE
JACKET MATERIAL	TPU (TEAL)
CONDUCTOR TAPE	ORANGE-ORANGE-WHITE & GREEN, GREEN-WHITE ALUMINUM-POLYESTER

CABLE:

TEMPERATURE RATING (STORAGE)	-40 / +80°C
TEMPERATURE RATING (OPERATION)	-20 / +50°C
WELD SLAG RESISTANCE	YES, S-300 MOLEX TEST
FREE SUBSTANCE'S	FCKW, SILICONE, AND PB
FIRE PERFORMANCE	IEC60332-1, UL1581
OIL RESISTANCE	ISO6722, UL758/2556

ITEM	DESCRIPTION	MATERIAL	FINISH
4	LABEL	VINYL	BLACK/YELLOW
3	RJ45 OVERMOLD	TPU	BLACK
2	RJ45 PLUG	POLYCARBONATE	CLEAR
1	CABLE	TPU	TEAL

ADD TOLERANCE BLOCK EC NO: IPG2019-0328 DRWN: MZIELINS 2019/01/10 CHKD: CCHRASKT 2019/01/10 APPR: BWOODMAN 2015/06/03	QUALITY SYMBOLS	GENERAL TOLERANCES (UNLESS SPECIFIED)	DIMENSION STYLE	SCALE	DESIGN UNITS	THIRD ANGLE PROJECTION
	▽=0	mm INCH	IN/MM	NTS	INCH	
	∇=0	4 PLACES ±--- ±---	DRAWN BY DATE	TITLE		
		3 PLACES ±--- ±---	MZIELINS 2015/05/05	ETHERNET MALE RJ45/RJ45 #24-2TP TEAL PUR CAT5E		
	2 PLACES ±--- ±---	CHECKED BY DATE	MOLEX INCORPORATED			
	1 PLACE ±--- ±---	BARDEN 2015/06/04	SD-120108-081			
	ANGULAR ±---°	APPROVED BY DATE	SHEET NO. 1 OF 1			
		BWOODMAN 2015/06/03	THIS DRAWING CONTAINS INFORMATION THAT IS PROPRIETARY TO MOLEX INCORPORATED AND SHOULD NOT BE USED WITHOUT WRITTEN PERMISSION			
		MATERIAL NO.				
		SEE PART MATRIX				
		SIZE B				

DRAFT WHERE APPLICABLE MUST REMAIN WITHIN DIMENSIONS	GENERAL TOLERANCES (UNLESS SPECIFIED)	DIMENSION STYLE	SCALE	DESIGN UNITS	THIRD ANGLE PROJECTION
	mm INCH	IN/MM	NTS	INCH	
	4 PLACES ±--- ±---	DRAWN BY DATE	TITLE		
	3 PLACES ±--- ±---	MZIELINS 2015/05/05	ETHERNET MALE RJ45/RJ45 #24-2TP TEAL PUR CAT5E		
2 PLACES ±--- ±---	CHECKED BY DATE	MOLEX INCORPORATED			
1 PLACE ±--- ±---	BARDEN 2015/06/04	SD-120108-081			
ANGULAR ±---°	APPROVED BY DATE	SHEET NO. 1 OF 1			
	BWOODMAN 2015/06/03	THIS DRAWING CONTAINS INFORMATION THAT IS PROPRIETARY TO MOLEX INCORPORATED AND SHOULD NOT BE USED WITHOUT WRITTEN PERMISSION			
	MATERIAL NO.				
	SEE PART MATRIX				
	SIZE B				