

## Mounting base housing - ME 22,5 UT BUS/10 KMGY - 2707482

Please be informed that the data shown in this PDF Document is generated from our Online Catalog. Please find the complete data in the user's documentation. Our General Terms of Use for Downloads are valid (<http://phoenixcontact.com/download>)




DIN rail housing, Lower housing part with metal foot catch, tall design, with vents, width: 22.6 mm, cross connection: integrated bus connector, number of positions cross connector: 10, color: light gray (7035)

### Your advantages

- ✔ Item is from the ME product range
- ✔ Tool-free mounting
- ✔ Available in overall widths from 12.5 mm to 90 mm, modular extension is possible
- ✔ Inflammability class V0 according to UL 94
- ✔ Variety of connection technologies
- ✔ Can be mounted on the DIN rail
- ✔ Optional bus connector that is either integrated or mounted on the DIN rail



### Key Commercial Data

Packing unit	10 pc
GTIN	 4 017918 900595
GTIN	4017918900595

### Technical data

#### Item properties

Brief article description	Mounting base housing
Type	ME 22,5 UT BUS/10 KMGY
Order No.	2707482
Housing type	DIN rail housing
Type	Lower housing part with metal foot catch, tall design
Max. IP code to attain	IP20
Mounting type	DIN rail mounting
Ventilation openings present	yes

#### Dimensions

# Mounting base housing - ME 22,5 UT BUS/10 KMGY - 2707482

## Technical data

### Dimensions

Width [ w ]	22.6 mm
Height [ h ]	99 mm
Depth [ d ]	107.3 mm
Depth from top edge of DIN rail [ d ]	99.8 mm
Depth from top edge of DIN rail to support point on upper part [ d ]	68.5 mm

### Material data

Flammability rating according to UL 94	V0
Housing material	Polyamide

### Ambient conditions

Ambient temperature (storage/transport)	-40 °C ... 55 °C
Ambient temperature (assembly)	-5 °C ... 100 °C
Ambient temperature (operation)	-40 °C ... 105 °C (depending on power dissipation)
Relative humidity (storage/transport)	80 %

### PCB data

Number of PCB holders	1
PCB thickness	1.4 mm ... 1.8 mm
Mounting position	Vertical (horizontal DIN rail)
Type of PCB mount	Latching

### Power dissipation, single housing at 20 °C

Ambient temperature	20 °C
Reduction factor	1
Mounting position	vertical
Power dissipation	6.1 W

### Power dissipation, single housing at 30 °C

Ambient temperature	30 °C
Reduction factor	0.91
Mounting position	vertical
Power dissipation	5.5 W

### Power dissipation, single housing at 40 °C

Ambient temperature	40 °C
Reduction factor	0.81
Mounting position	vertical
Power dissipation	4.9 W

### Power dissipation, single housing at 50 °C

Ambient temperature	50 °C
Reduction factor	0.7
Mounting position	vertical
Power dissipation	4.3 W

# Mounting base housing - ME 22,5 UT BUS/10 KMGY - 2707482

## Technical data

Power dissipation, single housing at 60 °C

Ambient temperature	60 °C
Reduction factor	0.57
Mounting position	vertical
Power dissipation	3.5 W

Mechanical strength/tumbling barrel

Specification	IEC 60998-1:2002-12
Height of fall	50 cm
Number of drop cycles	10

Vibration test

Specification	IEC 60068-2-6:2007-12
Frequency	10 - 150 - 10 Hz
Sweep speed	1 octave/min
Amplitude	0.15 mm (10 - 58.1 Hz)
Acceleration	2g (58.1 - 150 Hz)
Test duration per axis	2.5 h
Test directions	X-, Y- and Z-axis

Shock

Specification	IEC 60068-2-27:2008-02
Pulse shape	Half-sine
Acceleration	15g
Shock duration	11 ms
Number of shocks per direction	3
Test directions	X-, Y- and Z-axis (pos. and neg.)

Thermostability (Ball Thrust Test)

Specification	IEC 60695-10-2:2014-02
Temperature	125 °C
Test duration	1 h
Force	20 N

Test for assessing the risk of fire (glow wire)

Specification	DIN EN 60695-2-11 (VDE 0471-2-11):2014-11
Temperature	850 °C
Time of exposure	30 s

Degrees of protection provided by housings (IP code)

Specification	IEC 60529:1989-11 + AMD 1:1999-11 + AMD 2:2013-08
Result, degree of protection, IP code	IP20

General information

Type of note	Assembly instruction:
Note	Refer to the data sheet for the range in the download area.

# Mounting base housing - ME 22,5 UT BUS/10 KMGY - 2707482

## Technical data

### General information

Type of note	Recommendation
Note	Material of contact pads for bus connector, galvanic gold (hard gold)

### Packaging information

Type of packaging	packed in cardboard
Pieces per package	10
Denomination packing units	Pcs.
Outer packaging type	Carton

### Standards and regulations

Connection in acc. with standard	CUL
Flammability rating according to UL 94	V0

### Environmental Product Compliance

China RoHS	Environmentally friendly use period: unlimited = EFUP-e
	No hazardous substances above threshold values

## Approvals


### Approvals


#### Approvals

cUL Recognized / cULus Recognized

#### Ex Approvals

### Approval details

cUL Recognized		<a href="http://database.ul.com/cgi-bin/XYV/template/LISEXT/1FRAME/index.htm">http://database.ul.com/cgi-bin/XYV/template/LISEXT/1FRAME/index.htm</a>	FILE E 60425
	B	D	
Nominal voltage UN	300 V	300 V	
Nominal current IN	8 A	8 A	

cULus Recognized	
------------------	---

Phoenix Contact 2019 © - all rights reserved  
<http://www.phoenixcontact.com>

PHOENIX CONTACT GmbH & Co. KG  
Flachsmarktstr. 8  
32825 Blomberg  
Germany  
Tel. +49 5235 300  
Fax +49 5235 3 41200  
<http://www.phoenixcontact.com>