

Distributed I/O device - AXL E IOL RTD1 M12 S - 2700352

Please be informed that the data shown in this PDF Document is generated from our Online Catalog. Please find the complete data in the user's documentation. Our General Terms of Use for Downloads are valid (<http://phoenixcontact.com/download>)




Axioline E-IO-Link/analog converter for connecting a temperature measurement resistor, M12 fast connection technology, straight version

Your advantages

- Straight version
- 1 IO-Link interface
- 1 analog input for connecting resistance temperature detectors (RTDs)
- Connection of the sensor in 3-wire technology
- IO-Link and sensor connections via M12 connectors
- FE connection for local connection to functional earth ground
- Supply of the module electronics and the sensor via the IO-Link interface of the IO-Link master
- Diagnostic indicator



Key Commercial Data

Packing unit	1 pc
GTIN	 4 046356 782661
GTIN	4046356782661

Technical data

Note

Utilization restriction	EMC: class A product, see manufacturer's declaration in the download area
-------------------------	---

Dimensions

Width	16.6 mm
Height	29 mm
Depth	79.5 mm

Ambient conditions

Ambient temperature (operation)	-25 °C ... 60 °C
---------------------------------	------------------

Distributed I/O device - AXL E IOL RTD1 M12 S - 2700352

Technical data

Ambient conditions

Ambient temperature (storage/transport)	-25 °C ... 85 °C
Permissible humidity (operation)	5 % ... 95 %
Permissible humidity (storage/transport)	5 % ... 95 %
Air pressure (operation)	70 kPa ... 106 kPa (up to 3000 m above sea level)
Air pressure (storage/transport)	70 kPa ... 106 kPa (up to 3000 m above sea level)
Degree of protection	IP65/IP67

General

Net weight	34 g
Degree of pollution	2
Diagnostics messages	Overrange or underrange Message in the diagnostic code (in the IB IL format)
	Measured value invalid/no valid measured value present Message in the diagnostic code (in the IB IL format)
	Configuration invalid Message in the diagnostic code (in the IB IL format)
	Module faulty Message in the diagnostic code (in the IB IL format)

Standards and Regulations

Mechanical tests	Vibration resistance in acc. with EN 60068-2-6/IEC 60068-2-6 Operation: 2g
	Vibration resistance in acc. with EN 60068-2-6/IEC 60068-2-6 Storage/ transport: 5g
	Shock in acc. with EN 60068-2-27/IEC 60068-2-27 Operation: 30g, 11 ms, three shocks in each space direction
	Shock in acc. with EN 60068-2-27/IEC 60068-2-27 Storage/ transport: 50g, 11 ms, three shocks in each space direction
	Continuous shock according to EN 60068-2-27/IEC 60068-2-27 10g, 16 ms, 1000 shocks, in all space directions
Protection class	III, IEC 61140, EN 61140, VDE 0140-1

Environmental Product Compliance

REACH SVHC	Lead 7439-92-1
------------	----------------

Approvals

Approvals

Approvals


UL Listed / cUL Listed / cULus Listed


Ex Approvals

Approval details

Distributed I/O device - AXL E IOL RTD1 M12 S - 2700352

Approvals

UL Listed		http://database.ul.com/cgi-bin/XYV/template/LISEXT/1FRAME/index.htm	FILE E 140324
-----------	---	---	---------------

cUL Listed		http://database.ul.com/cgi-bin/XYV/template/LISEXT/1FRAME/index.htm	FILE E 140324
------------	---	---	---------------

cULus Listed			
--------------	---	--	--

Phoenix Contact 2019 © - all rights reserved
<http://www.phoenixcontact.com>

PHOENIX CONTACT GmbH & Co. KG
Flachsmarktstr. 8
32825 Blomberg
Germany
Tel. +49 5235 300
Fax +49 5235 3 41200
<http://www.phoenixcontact.com>