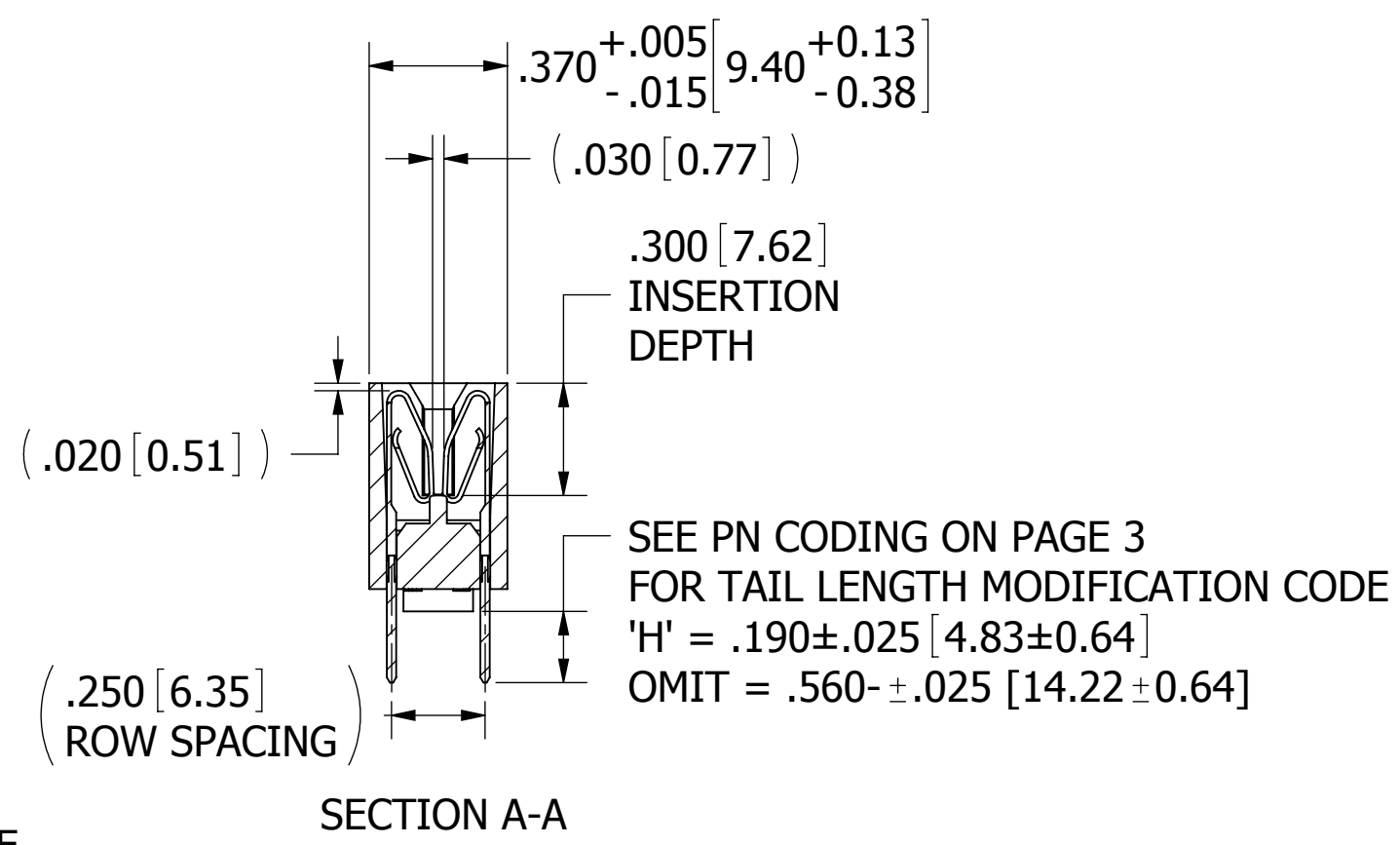
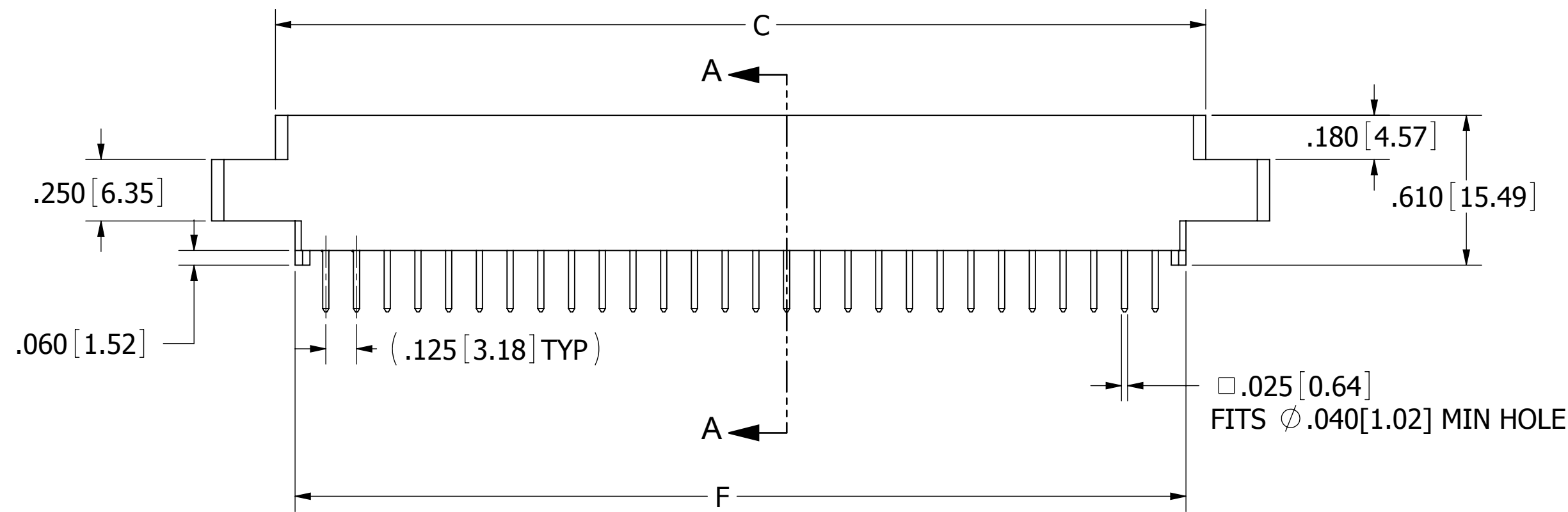
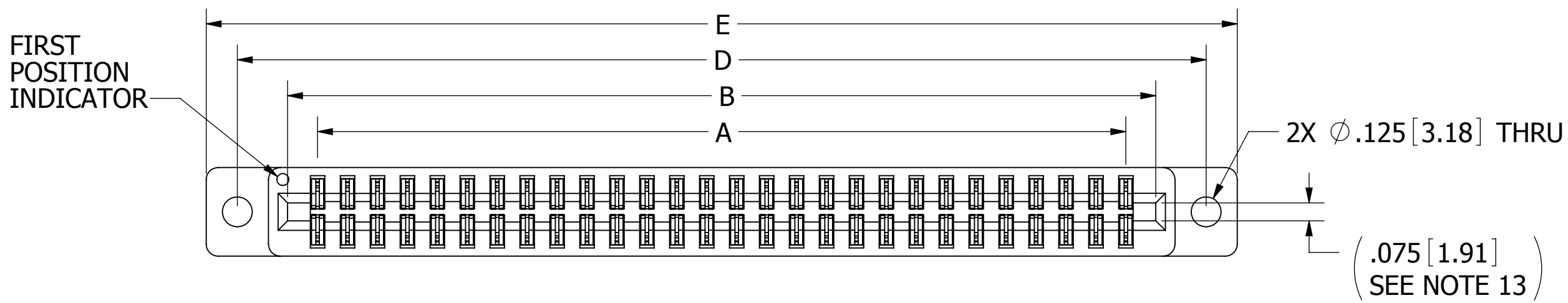
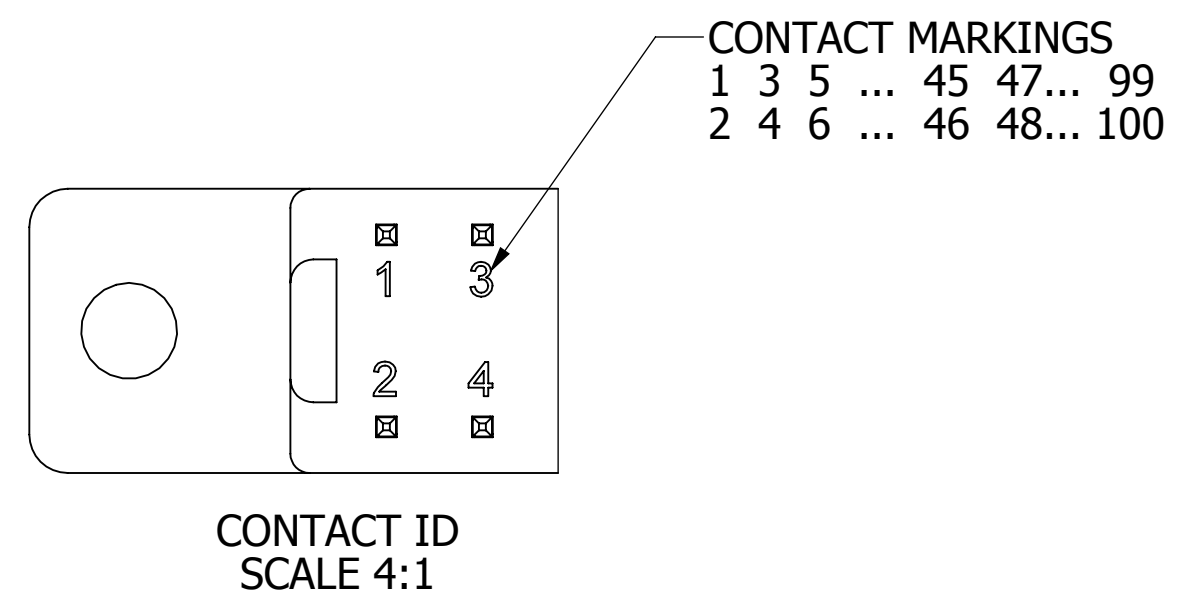


REVISIONS				
REV.	ECO. NO	DESCRIPTION	DATE	BY
A	2554	INITIAL RELEASE	3/05/2012	JH



MP__-__125-__-DW-5(H)___



- NOTES:**
- INSULATOR MATERIAL: SEE PART NUMBER CODING
 - CONTACT MATERIAL: SEE PART NUMBER CODING
 - PLATING: SEE PART NUMBER CODING
 - OPERATING TEMPERATURE: SEE PART NUMBER CODING
 - PROCESSING TEMP: SEE PART NUMBER CODING
 - UL FLAMMABILITY RATING: 94V-0
 - OPERATING VOLTAGE: 750 VAC MINIMUM AT SEA LEVEL.
 - CONTACT RATING: 3 AMP PER CONTACT
 - CONTACT RESISTANCE: 30 MILLI OHM MAX
 - INSULATION RESISTANCE: 5000 MEGA OHM MIN
 - DURABILITY: 500 CYCLES MIN
 - CONNECTOR IDENTIFICATION: THE PART SHALL BE MARKED WITH A PART NUMBER AND LOT CODE
 - BOARD THICKNESS ACCOMMODATED: .062 ± .008 [1.57 ± 0.20]
 - INSERTION FORCE: 8 OZ MAX PER CONTACT PAIR WHEN USING A .062" TEST BLADE.
 - WITHDRAWAL FORCE: 1 OZ MIN PER CONTACT PAIR USING .062" PCB



REF: __A__DRS_-(S38, S81, S328)
__A__DRM_-(S38, S81, S328)

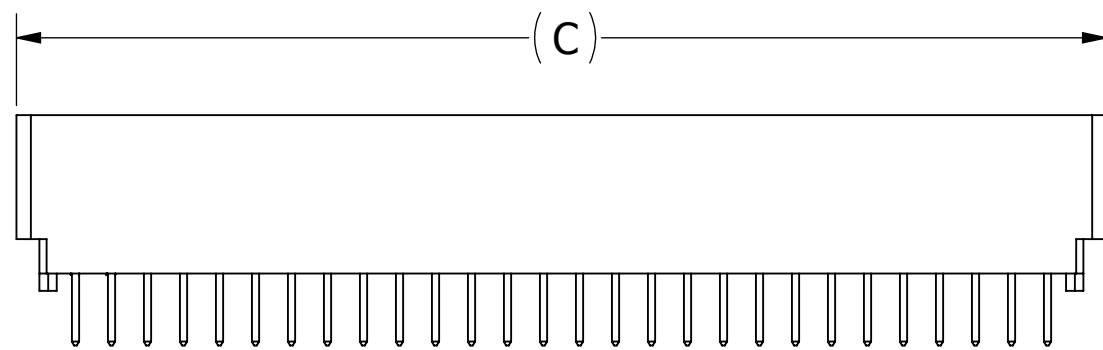
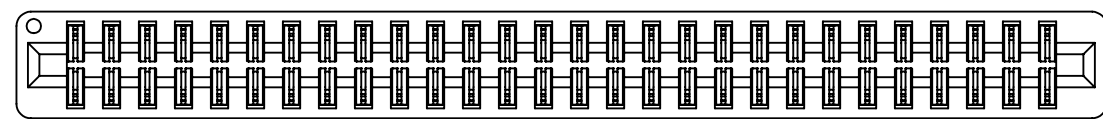
CUSTOMER COPY

UNLESS OTHERWISE SPECIFIED: DIMENSIONS ARE IN INCHES [MM]		DRAWN	DATE	NAME		
TOLERANCES:			6/24/2011	JH		
ANGULAR: ± 1°		<small>THE INFORMATION HEREIN CONTAINS PROPRIETARY INFORMATION OF SULLINS ELECTRONICS AND IS NOT TO BE REPRODUCED, USED OR DISCLOSED TO OTHERS FOR ANY PURPOSE EXCEPT AS SPECIFICALLY AUTHORIZED IN WRITING BY AN OFFICER OF SULLINS ELECTRONICS.</small>			TITLE EDGECARD .125" PITCH, HP	
DECIMALS .XX = ± .02 [.5] .XXX = ± .005 [.13] .XXXX = ± .0005 [.013]		PART NUMBER MP__-__125-__-DW-__ (H)___			SIZE C	
		CAGE CODE 54453		DWG. NO. C11970		
		SCALE: 2:1		REV A		
				SHEET 1 OF 3		

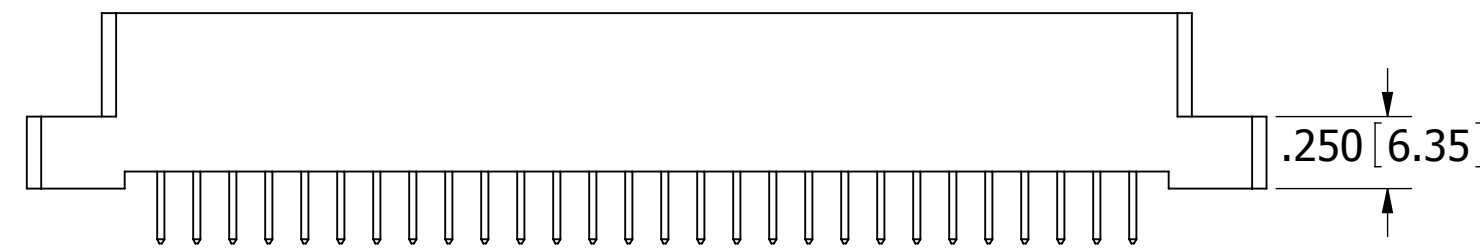
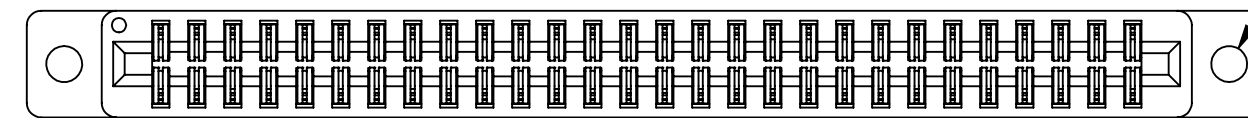
8 7 6 5 4 3 2 1

F
E
D
C
B
A

F
E
D
C
B
A

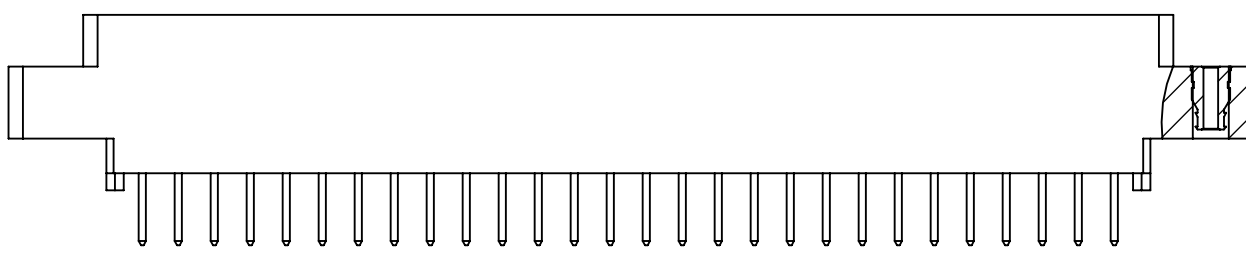
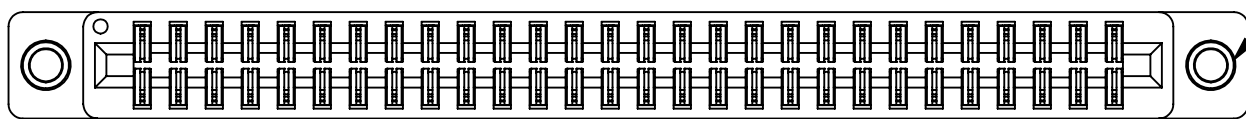


MP__-125__-DW-4(H)___

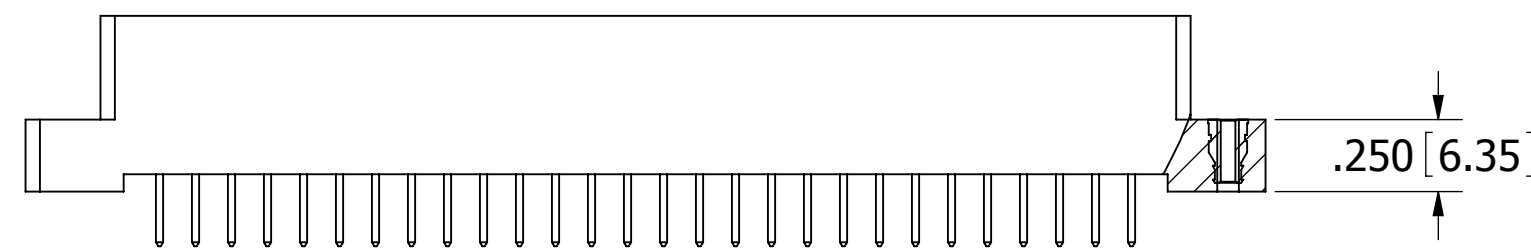
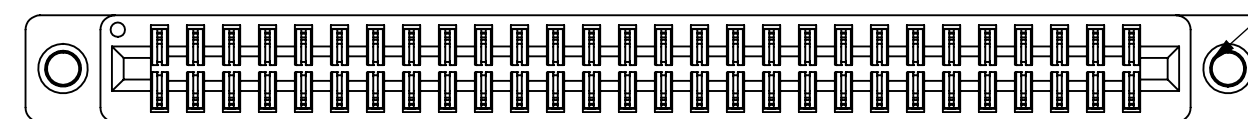


MP__-125__-DW-1(H)___

2X ϕ .125 [3.18] THRU



MP__-125__-DW-6(H)___



MP__-125__-DW-2(H)___

2X #4-40
THREADED INSERTS

2X #4-40
THREADED INSERTS

CUSTOMER COPY



UNLESS OTHERWISE SPECIFIED:
DIMENSIONS ARE IN INCHES [MM]

TOLERANCES:
ANGULAR: $\pm 1^\circ$
DECIMALS
.XX = $\pm .02$ [.5]
.XXX = $\pm .005$ [.13]
.XXXX = $\pm .0005$ [.013]

DRAWN	DATE	NAME
	6/24/2011	JH
<small>THE INFORMATION HEREIN CONTAINS PROPRIETARY INFORMATION OF SULLINS ELECTRONICS AND IS NOT TO BE REPRODUCED, USED OR DISCLOSED TO OTHERS FOR ANY PURPOSE EXCEPT AS SPECIFICALLY AUTHORIZED IN WRITING BY AN OFFICER OF SULLINS ELECTRONICS.</small>		

TITLE EDGE CARD .125" PITCH, HP		
PART NUMBER MP__-125__-DW-__ (H)___		
SIZE C	CAGE CODE 54453	DWG. NO. C11970
SCALE: 1.5:1	SHEET 2 OF 3	
REV A		

8 7 6 5 4 3 2 1

PART NUMBER	A±.008[0.20]		B±.008[0.20]		C±.015[0.38]		D±.010[0.25]		E±.020[0.51]		F±.015[0.38]	
	INCH	MM	INCH	MM	INCH	MM	INCH	MM	INCH	MM	INCH	MM
MP - 125-06-DW- (H)	0.625	15.88	0.875	22.23	1.035	26.29	1.295	32.89	1.555	39.50	0.875	22.23
MP - 125-10-DW- (H)	1.125	28.58	1.375	34.93	1.535	38.99	1.795	45.59	2.055	52.20	1.375	34.93
MP - 125-14-DW- (H)	1.625	41.28	1.875	47.63	2.035	51.69	2.295	58.29	2.555	64.90	1.875	47.63
MP - 125-15-DW- (H)	1.750	44.45	2.000	50.80	2.160	54.86	2.420	61.47	2.680	68.07	2.000	50.80
MP - 125-18-DW- (H)	2.125	53.98	2.375	60.33	2.535	64.39	2.795	70.99	3.055	77.60	2.375	60.33
MP - 125-22-DW- (H)	2.625	66.68	2.875	73.03	3.035	77.09	3.295	83.69	3.555	90.30	2.875	73.03
MP - 125-24-DW- (H)	2.875	73.03	3.125	79.38	3.285	83.44	3.545	90.04	3.805	96.65	3.125	79.38
MP - 125-25-DW- (H)	3.000	76.20	3.250	82.55	3.410	86.61	3.670	93.22	3.930	99.82	3.250	82.55
MP - 125-28-DW- (H)	3.375	85.73	3.625	92.08	3.785	96.14	4.045	102.74	4.305	109.35	3.625	92.08
MP - 125-30-DW- (H)	3.625	92.08	3.875	98.43	4.035	102.49	4.295	109.09	4.555	115.70	3.875	98.43
MP - 125-31-DW- (H)	3.750	95.25	4.000	101.60	4.160	105.66	4.420	112.27	4.680	118.87	4.000	101.60
MP - 125-32-DW- (H)	3.875	98.43	4.125	104.78	4.285	108.84	4.545	115.44	4.805	122.05	4.125	104.78
MP - 125-35-DW- (H)	4.250	107.95	4.500	114.30	4.660	118.36	4.920	124.97	5.180	131.57	4.500	114.30
MP - 125-36-DW- (H)	4.375	111.13	4.625	117.48	4.785	121.54	5.045	128.14	5.305	134.75	4.625	117.48
MP - 125-40-DW- (H)	4.875	123.83	5.125	130.18	5.285	134.24	5.545	140.84	5.805	147.45	5.125	130.18
MP - 125-43-DW- (H)	5.250	133.35	5.500	139.70	5.660	143.76	5.920	150.37	6.180	156.97	5.500	139.70
MP - 125-44-DW- (H)	5.375	136.53	5.625	142.88	5.785	146.94	6.045	153.54	6.305	160.15	5.625	142.88
MP - 125-49-DW- (H)	6.000	152.40	6.250	158.75	6.410	162.81	6.670	169.42	6.930	176.02	6.250	158.75
MP - 125-50-DW- (H)	6.125	155.58	6.375	161.93	6.535	165.99	6.795	172.59	7.055	179.20	6.375	161.93

PART NUMBER CODING

MP - 125 - DW - H

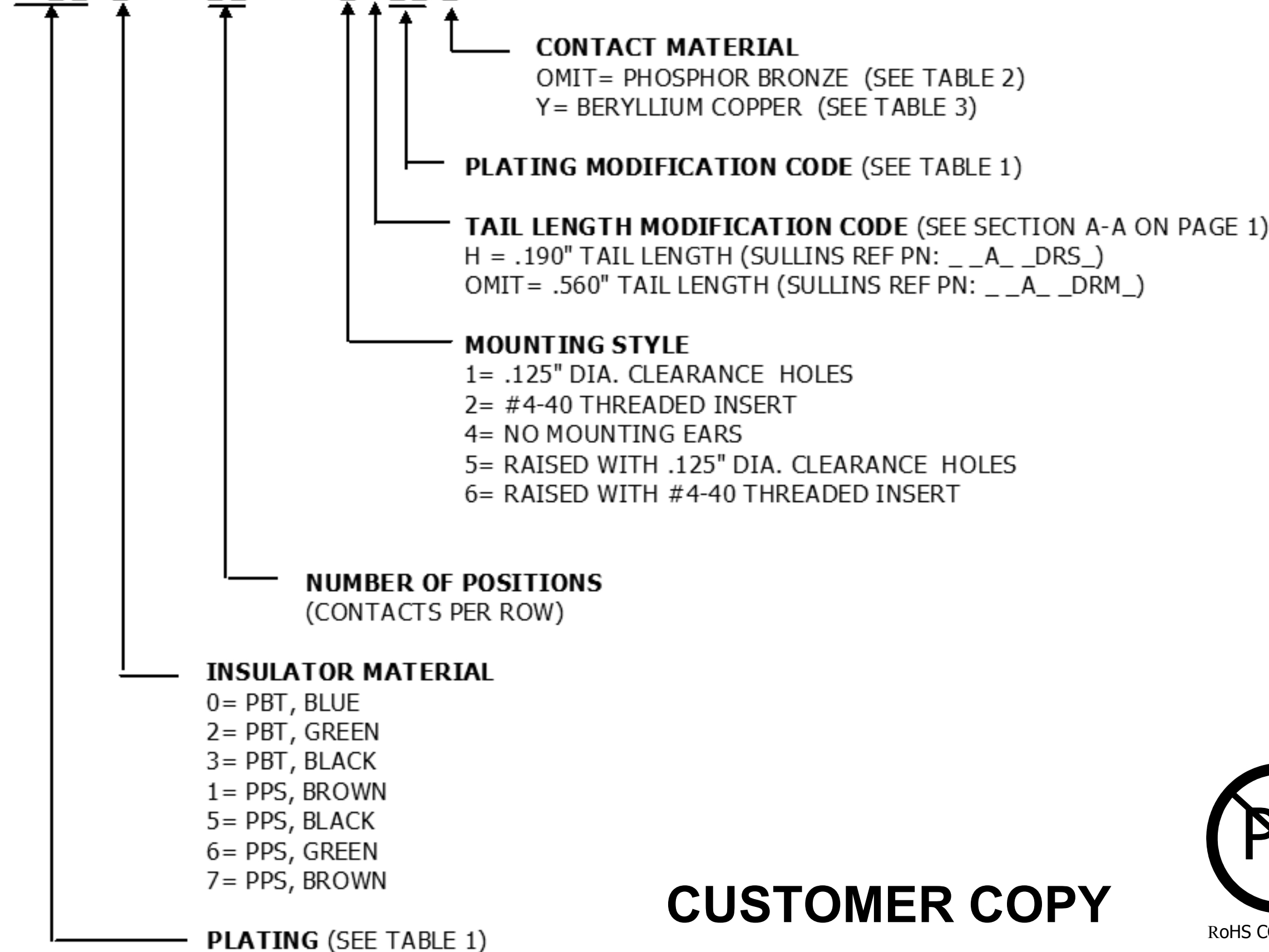


TABLE 1 (PLATING):

ALL PLATINGS HAVE .000050" NICKEL UNDERPLATE

	CONTACT SURFACE	TERMINATION	PLATING MODIFICATION CODE
MP	.000010" GOLD OVERALL		OMIT
	.000030" GOLD	.000010" GOLD OVERALL	G
MPSL	.000010" GOLD	.000100" PURE TIN, MATTE	K
	.000030" GOLD	.000100" PURE TIN, MATTE	GK
MPL	.000100" PURE TIN, MATTE OVERALL		K

TABLE 2 (PHOSPHOR BRONZE CONTACTS):

INSULATOR MATERIAL CODE	OPERATING TEMPERATURE	PROCESSING TEMPERATURE
0, 2, 3	-65°C TO +125°C	260°C FOR 10 SEC MAX (230°C, 30 SEC)
1, 5, 6, 7	-65°C TO +125°C	260°C FOR 120 SEC MAX

TABLE 3 (BERYLLIUM COPPER CONTACTS):

INSULATOR MATERIAL CODE	OPERATING TEMPERATURE	PROCESSING TEMPERATURE
0, 2, 3	-65°C TO +125°C	260°C FOR 10 SEC MAX (230°C, 30 SEC)
1, 5, 6, 7	-65°C TO +150°C	260°C FOR 120 SEC MAX

UNLESS OTHERWISE SPECIFIED: DIMENSIONS ARE IN INCHES (MM)

TOLERANCES:
 ANGULAR: ± 1°
 DECIMALS
 .XX=± .02 [.5]
 .XXX=± .005 [.13]
 .XXXX=± .0005 [.013]

DRAWN: 6/24/2011
 NAME: JH

THE INFORMATION HEREIN CONTAINS PROPRIETARY INFORMATION OF SULLINS ELECTRONICS AND IS NOT TO BE REPRODUCED, USED OR DISCLOSED TO OTHERS FOR ANY PURPOSE EXCEPT AS SPECIFICALLY AUTHORIZED IN WRITING BY AN OFFICER OF SULLINS ELECTRONICS.



TITLE: EDGE CARD .125" PITCH, HP
 PART NUMBER: MP - 125 - DW - (H) -
 SIZE: C CAGE CODE: 54453 DWG. NO.: C11970 REV: A
 SCALE: 2:1 SHEET 3 OF 3



CUSTOMER COPY