

4

3

2

1

THIS DRAWING IS UNPUBLISHED.

RELEASED FOR PUBLICATION

20

© COPYRIGHT 20

BY -

ALL RIGHTS RESERVED.


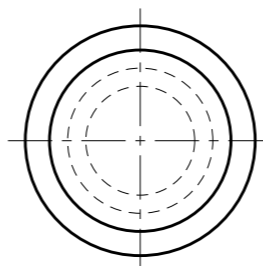
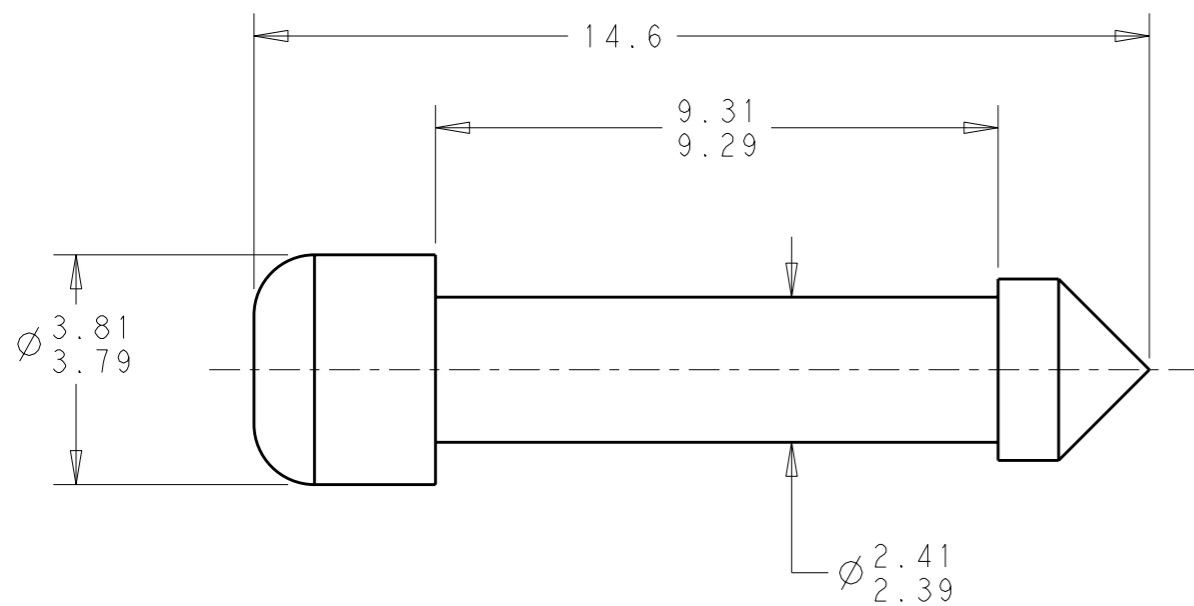
LOC  
HK

DIST  
00

REVISIONS

P	LTR	DESCRIPTION	DATE	DWN	APVD
	B2	REVISED PER ECO-11-024023	01DEC2011	DD	RL

1. MAXIMUM ALLOWABLE FLASH IS 0.127mm. MAXIMUM EJECTOR PIN DEPRESSION IS 0.127mm.
2. PLUGS ARE FOR USE WITH TE 1mm SERIES SEALED SOCKET/HARNESS CONNECTORS. SEE TE DRAWING #1456016.
3. TE PART NUMBER: 4-1437292-3.
4. COLOR: NATURAL



SCALE 4:1

4-1437292-3

PART NUMBER

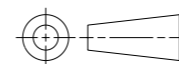
THIS DRAWING IS A CONTROLLED DOCUMENT.

DWN	J. REMOLL	07-03-01
CHK	J. REMOLL	07-03-01
APVD	J. REMOLL	07-03-01

**STE** TE Connectivity

DIMENSIONS:

mm



TOLERANCES UNLESS OTHERWISE SPECIFIED:

0 PLC	±.
1 PLC	±.3
2 PLC	±.20
3 PLC	±.
4 PLC	±.
ANGLES	±2

MATERIAL

-

FINISH

-

PRODUCT SPEC

APPLICATION SPEC

WEIGHT

-

NAME

WIRE SEAL PLUG  
1mm SEALED HARNESS  
CONNECTOR

SIZE

CAGE CODE

DRAWING NO

RESTRICTED TO

A3

00779

C=1456273

-

CUSTOMER DRAWING

SCALE 8:1

SHEET 1 OF 1

REV B2